

FUND DETAILS	
Type of Fund/Category	Income & Growth / Wholesale Fund (Malaysia & Foreign Bonds)
Launch Date	3 January 2012
Launch price	RM1.0000
Benchmark	Maybank's 6-month fixed deposit rate
Unit NAV	RM1.0775
Fund Size	RM14.68 million
Units in Circulation	13.62 million
Management Fee	1.25% p.a of NAV
Trustee Fee	Nil (Absorbed by manager)
Entry Charge	Up to 2% of investment amount
Exit Fee	Up to 1% of the amount liquidated if liquidation is made on Units invested for duration of less than 12 months. (may be waived at the discretion of the Manager)
Switching Fee	N/A
Min Initial Investment	RM10,000


CUMULATIVE PERFORMANCE (%)					
Return	YTD	3mth	6mth	1yr	Since Launch
AFfIF	1.00	1.58	3.24	6.11	52.38
Benchmark	0.51	0.77	1.53	3.09	21.11

Source: Lipper

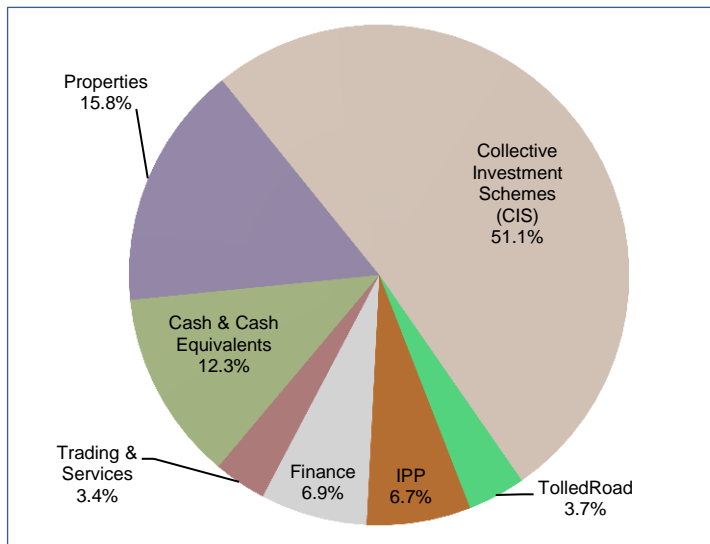
DISTRIBUTION HISTORY & UNIT SPLIT		
Financial Year Ended 30 June	Net Distribution (sen per unit)	Unit Splits
2012 and 2014	10.00 (2 years)	Nil
2015	6.00	Nil
2016	18.00	Nil
2017	3.00	Nil

FUND MANAGER'S REPORT
<p>The Federal Reserve kept rates unchanged at the end of January. However, accompanying statement by new Federal Reserve chairman Jerome Powell emphasising robust labour market, strong consumer spending and accelerating wage growth was deemed hawkish. The market took it to hint four rather than three rate hikes for the year albeit a gradual rise. Bond traders sold off Treasuries breaking above 2.80% for the 10-year benchmark, a level last seen 4 years ago. Dow Jones lost more than 10% from the all-time high at one point as a result.</p> <p>Following Overnight Policy Rate (OPR) hike in January in Malaysia, bonds faced bearish environment but yields rose no more than 10 basis points (bps) across the board at longer end of curve.</p>

FUND OBJECTIVE
<p>The Fund aim to provide Qualified Investors with relatively steady income and moderate capital appreciation over a Short to Medium-Term by investing in Fixed Income Investments.</p>

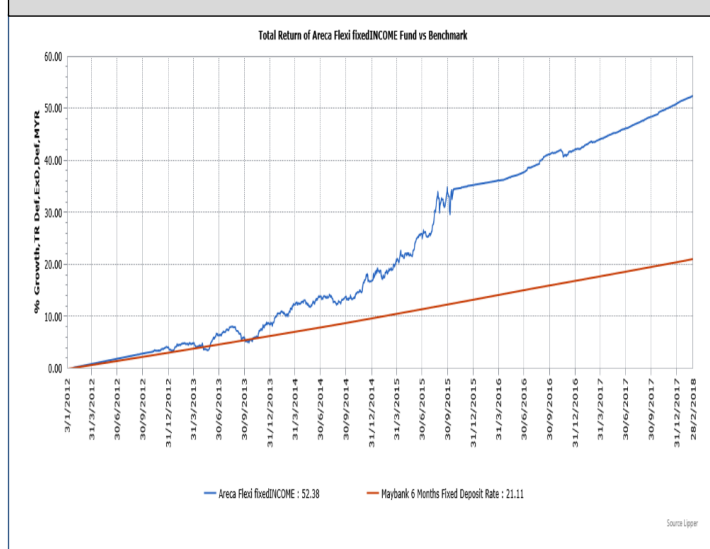


ASSET & SECTOR ALLOCATION (% OF NAV)



TOP HOLDINGS (% OF NAV)	(%)
1) Areca Situational Income Fund (CIS)	36.8
2) Eastern & Oriental Berhad (NR)	15.8
3) Areca Situational Income 2.0 Fund (CIS)	14.3
4) Sabah Development Bank Berhad (AA1)	6.9
5) Sarawak Hidro Sdn Bhd (AAA)	6.7

FUND'S PERFORMANCE COMPARED TO BENCHMARK



Based on the Fund's portfolio returns as at 31 January 2018, the Volatility Factor (VF) for this Fund is 3.5 and is classified as "Low" (source: Lipper). "Low" includes funds with VF that are above 1.785 but not more than 6.045 (source: Lipper). The VF means there is a possibility for the Fund in generating an upside return or downside return around this VF. The Volatility Class (VC) is assigned by Lipper based on quintile ranks of VF for qualified funds. VF is subject to monthly revision and VC will be revised every six months. The Fund's portfolio may have changed since this date and there is no guarantee that the Fund will continue to have the same VF or VC in the future. Presently, only funds launched in the market for at least 36 months will display their VF and VC.

This document is prepared for information purposes only and is not intended to be an offer or invitation to subscribe or purchase of securities. The information contained herein has been obtained from sources believed in good faith to be reliable; however, no guarantee is given in its accuracy or completeness. Past performances of the Fund is not an indicative of future performance. Prices can go down as well as up and you may not get back the amount you originally invested. A copy of the Information Memorandum dated 3 January 2012 and First Supplementary Information Memorandum dated 20 September 2013 has been registered with the Securities Commission Malaysia, who takes no responsibility for its contents. Investors are advised to read the Information Memorandum and First Supplementary Information Memorandum and Product Highlight Sheet before making any investment decision. The Information Memorandum, First Supplementary Information Memorandum and Product Highlight Sheet are available at offices of Areca Capital Sdn Bhd or its authorised distributors and investors have the right to request for a copy of the Information Memorandum, First Supplementary Information Memorandum and Product Highlight Sheet. Investors should also consider the fees and charges involved. The Fund may not be suitable for all and if in doubt, investors should consult a professional adviser. Where a unit split/distribution is declared, investors are advised that following the issue of additional units/distribution, the NAV per unit will be reduced from pre-unit split NAV/cum-distribution NAV to post-unit split NAV/ex-distribution NAV; and where a unit split is declared, investors should be highlighted of the fact that the value of their investment in Malaysian ringgit will remain unchanged after the distribution of the additional units.