

FUND DETAILS	
Type of Fund/Category	Income & Growth / (Malaysia Bond & Malaysia Equity)
Launch Date	30 July 2007
Launch price	RM0.5000
Benchmark	Maybank's 12-month fixed deposit rate
Unit NAV	RM0.4974
Fund Size	RM45.36 million
Units in Circulation	91.19 million
Management Fee	1.40% p.a of NAV
Trustee Fee	0.08% p.a. of NAV
Entry Charge	Up to 1% of investment amount
Exit Fee	Up to 0.50% of the amount liquidated if redemption is made on Units invested for duration of less than 6 months.
Switching Fee	N/A
Min Initial Investment	RM1,000
Min Additional Investment	RM1,000

CUMULATIVE PERFORMANCE (%)					
Return	YTD	3mth	6mth	1yr	Since Launch
AeIF	1.88	1.88	1.70	3.83	45.62
Benchmark	0.76	0.76	1.54	3.16	34.90

Source: Lipper

DISTRIBUTION HISTORY & UNIT SPLIT		
Financial Year Ended 30 June	Net Distribution (sen per unit)	Unit Splits
2008 and 2012	16.24 (5 years)	5.158:100
2013	2.25	Nil
2014	1.00	Nil
2015	1.60	3:100
2016	2.50	Nil

### FUND MANAGER'S REPORT

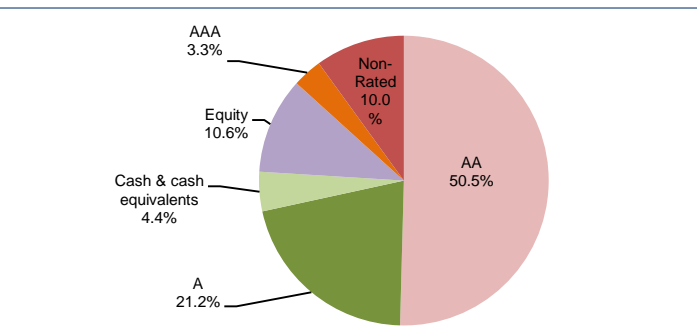
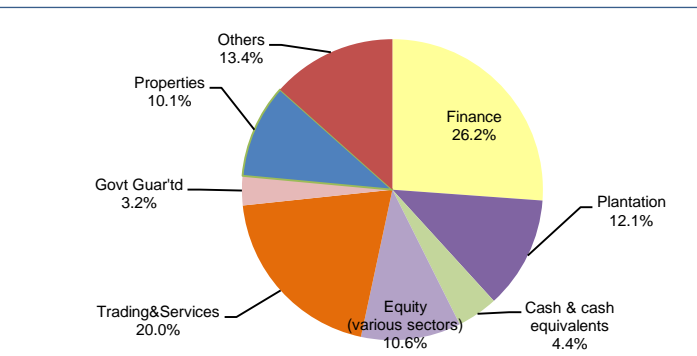
The US Federal Funds Rate was raised 25 basis points (bps) to 1.0% citing continued strengthening of labour market and noting rises in household spending and inflation. The dot plot of a total of 3 hikes for the year remains unchanged. Prospect of Federal Reserve reducing its balance sheet was also brought up. Meanwhile the defeat of the far right populist in the Dutch elections was a welcomed relief.

Bank Negara Malaysia (BNM) kept the Overnight Policy Rate (OPR) unchanged at the start of the month while narrowing the Gross Domestic Product (GDP) outlook band to 4.3%-4.8%. However, they warned of higher cost driven inflation to 3.0%-4.0% for the year on the backdrop of higher global commodity prices. Incidentally February inflation hit 4.5%, highest in almost nine years on higher fuel and transport costs

### FUND OBJECTIVE

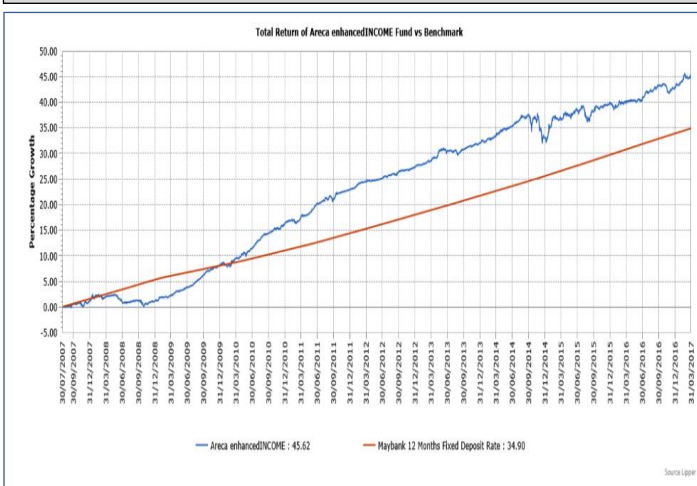
To provide long term investors with high level of income stream and an opportunity for capital appreciation. To achieve this objective, the Fund will invest in Fixed Income Securities with relatively high level of yield.

### ASSET, SECTOR ALLOCATION & CREDIT RATING (% OF NAV)



TOP 5 HOLDINGS (% OF NAV)		(%)
1)	Alpha Circle Sdn Bhd (AA-IS)	19.89
2)	Golden Assets International Finance Limited (AA2)	11.02
3)	CIMB Thai Bank Public Company Limited (AA3)	7.81
4)	Eastern & Oriental Berhad (NR)	6.88
5)	Barakah	6.30

### FUND'S PERFORMANCE COMPARED TO BENCHMARK



Based on the Fund's portfolio returns for the period ended 31 December 2016, the Volatility Factor (VF) for this Fund is 2.7 and is classified as "Low" (source: Lipper). "Low" includes funds with VF that are above 1.785 but not more than 5.965 (source: Lipper). The VF means there is a possibility for the Fund in generating an upside return or downside return around this VF. The Volatility Class (VC) is assigned by Lipper based on quintile ranks of VF for qualified funds. VF is subject to monthly revision and VC will be revised every six months. The Fund's portfolio may have changed since this date and there is no guarantee that the Fund will continue to have the same VF or VC in the future. Presently, only funds launched in the market for at least 36 months will display their VF and VC.

This document is prepared for information purposes only and is not intended to be an offer or invitation to subscribe or purchase of securities. The information contained herein has been obtained from sources believed in good faith to be reliable; however, no guarantee is given in its accuracy or completeness. Past performances of the Fund is not an indicative of future performance. Prices can go down as well as up and you may not get back the amount you originally invested. A copy of the Master Prospectus dated 08 February 2017 has been registered with the Securities Commission Malaysia, who takes no responsibility for its contents. Investors are advised to read and understand the Master Prospectus and Product Highlight Sheet before making any investment decision. The Master Prospectus and Product Highlight Sheet are available at offices of Areca Capital Sdn Bhd or its authorised distributors and investors have the right to request for a copy of the Master Prospectus and Product Highlight Sheet. Investors should also consider the fees and charges involved. The Fund may not be suitable for all and if in doubt, investors should consult a professional adviser. Where a unit split/distribution is declared, investors are advised that following the issue of additional units/distribution, the NAV per unit will be reduced from pre-unit split NAV/cum-distribution NAV to post-unit split NAV/ex-distribution NAV; and where a unit split is declared, investors should be highlighted of the fact that the value of their investment in Malaysian ringgit will remain unchanged after the distribution of the additional units.