

FUND DETAILS	
Type of Fund/Category	Income & Growth / (Malaysia Bond & Malaysia Equity)
Launch Date	30 July 2007
Launch price	RM0.5000
Benchmark	Maybank's 12-month fixed deposit rate
Unit NAV	RM0.4990
Fund Size	RM38.32 million
Units in Circulation	76.79 million
Management Fee	1.40% p.a of NAV
Trustee Fee	0.08% p.a. of NAV
Entry Charge	Up to 1% of investment amount
Exit Fee	Up to 0.50% of the amount liquidated if redemption is made on Units invested for duration of less than 6 months.
Switching Fee	N/A
Min Initial Investment	RM10,000
Min Additional Investment	RM1,000

CUMULATIVE PERFORMANCE (%)					
Return	YTD	3mth	6mth	1yr	Since Launch
AeIF	2.21	0.08	0.32	2.02	46.09
Benchmark	2.31	0.78	1.55	3.09	36.97

Source: Lipper

DISTRIBUTION HISTORY & UNIT SPLIT		
Financial Year Ended 30 June	Net Distribution (sen per unit)	Unit Splits
2008 and 2012	16.24 (5 years)	5.158:100
2013	2.25	Nil
2014	1.00	Nil
2015	1.60	3:100
2016	2.50	Nil

FUND MANAGER'S REPORT

US Treasury yields were firmer in anticipation of US President Donald Trump's tax reform plans, rate hike expectations in December and optimism of the Federal Reserve towards shrinking their USD4.5 trillion balance sheet ignoring the unconvincing economic data, elevated geopolitical tensions between the US and North Korea and effects of havoc wreaking weather in the US.

Malaysia announced strong July Industrial Production data supported by surge in manufacturing and electricity sectors. Meantime, Bank Negara Malaysia (BNM) left Overnight Policy Rate (OPR) unchanged at 3.00% convinced that inflation is on a moderating trend.

FUND OBJECTIVE

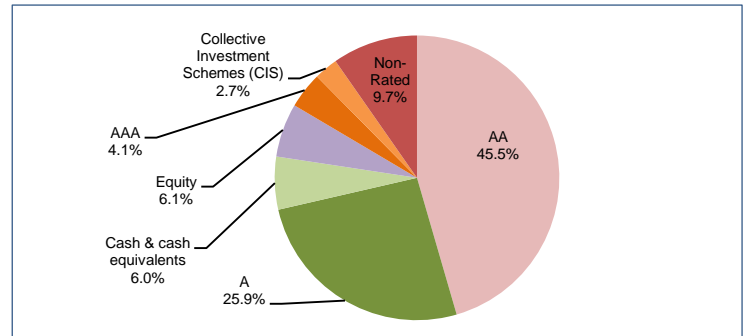
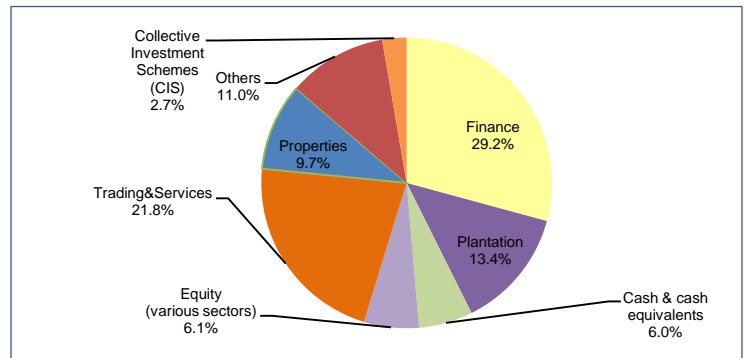
To provide long term investors with high level of income stream and an opportunity for capital appreciation. To achieve this objective, the Fund will invest in Fixed Income Securities with relatively high level of yield.

3-year
Fund Volatility

2.7
Low

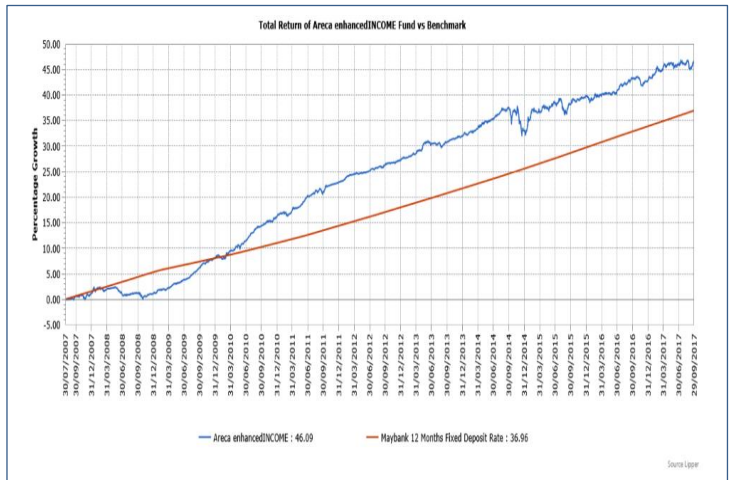
Lipper Analytics
31 August 2017

ASSET, SECTOR ALLOCATION & CREDIT RATING (% OF NAV)



TOP 5 HOLDINGS (% OF NAV)	(%)
1) Alpha Circle Sdn Bhd (AA-IS)	21.04
2) Golden Assets International Finance Limited (AA2)	13.07
3) Eastern & Oriental Berhad (NR)	9.52
4) CIMB Thai Bank Public Company Limited (AA3)	9.25
5) Hong Leong Bank Berhad (A3)	6.95

FUND'S PERFORMANCE COMPARED TO BENCHMARK



Based on the Fund's portfolio returns as at 31 August 2017, the Volatility Factor (VF) for this Fund is 2.7 and is classified as "Low" (source: Lipper). "Low" includes funds with VF that are above 1.870 but not more than 6.225 (source: Lipper). The VF means there is a possibility for the Fund in generating an upside return or downside return around this VF. The Volatility Class (VC) is assigned by Lipper based on quintile ranks of VF for qualified funds. VF is subject to monthly revision and VC will be revised every six months. The Fund's portfolio may have changed since this date and there is no guarantee that the Fund will continue to have the same VF or VC in the future. Presently, only funds launched in the market for at least 36 months will display their VF and VC.

This document is prepared for information purposes only and is not intended to be an offer or invitation to subscribe or purchase of securities. The information contained herein has been obtained from sources believed in good faith to be reliable; however, no guarantee is given in its accuracy or completeness. Past performances of the Fund is not an indicative of future performance. Prices can go down as well as up and you may not get back the amount you originally invested. A copy of the Master Prospectus dated 08 February 2017 has been registered with the Securities Commission Malaysia, who takes no responsibility for its contents. Investors are advised to read and understand the Master Prospectus and Product Highlight Sheet before making any investment decision. The Master Prospectus and Product Highlight Sheet are available at offices of Areca Capital Sdn Bhd or its authorised distributors and investors have the right to request for a copy of the Master Prospectus and Product Highlight Sheet. Investors should also consider the fees and charges involved. The Fund may not be suitable for all and if in doubt, investors should consult a professional adviser. Where a unit split/distribution is declared, investors are advised that following the issue of additional units/distribution, the NAV per unit will be reduced from pre-unit split NAV/cum-distribution NAV to post-unit split NAV/ex-distribution NAV; and where a unit split is declared, investors should be highlighted of the fact that the value of their investment in Malaysian ringgit will remain unchanged after the distribution of the additional units.