

FUND DETAILS	
Type of Fund/Category	Growth / (Malaysia Equity)
Launch Date	23 April 2007
Launch price	RM0.5000
Benchmark	Average Returns of the funds under "Equity Malaysia" Non-Islamic category
Unit NAV	RM0.6036
Fund Size	RM69.74million
Units in Circulation	115.51 million
Management Fee	1.90% p.a of NAV
Trustee Fee	0.08% p.a. of NAV
Entry Charge	Up to 2% of investment amount (Direct invest through the management company)
Exit Fee	Nil
Switching Fee	Unlimited free switches
Min Initial Investment	RM10,000
Min Additional Investment	RM1,000

CUMULATIVE PERFORMANCE (%)					
Return	YTD	3mth	6mth	1yr	Since Launch
AeTF	44.30	9.69	14.82	44.30	262.05
Benchmark	16.84	3.65	3.49	16.84	96.70

Source: Lipper

DISTRIBUTION HISTORY & UNIT SPLIT		
Financial Year Ended	Net Distribution (sen per unit)	Unit Splits
30 June		
2010 and 2014	29.99 (4 years)	2.312:10
2015	3.00	Nil
2016	1.50	Nil
2017	3.00	25:100

## FUND MANAGER'S REPORT

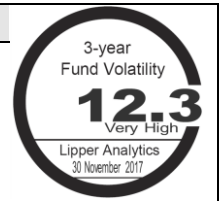
The year-end rally came as expected. The market was led by the heavyweight FBM KLCI index which closed 4.60% higher at 1,797 points. The broader market FBM Emas Index closed 4.30% higher at 12,943 points while the FBM Small Cap Index rose 1.60% to end at 17,051 points.

The US Federal Reserve raised rates for the third time in 2017 as expected, hiking the benchmark rate by 25 basis points to between 1.25% and 1.50; and The Federal Reserve maintained its forecast for another three rate hikes in 2018. Despite the rate hike, the US Dollar Index (DXY) fell by 1.0%. The weakness in the greenback, a rally in crude oil price, and expectations of a rate hike by Bank Negara Malaysia buoyed the Ringgit, which gained 1.10% against the US Dollar to 4.047.

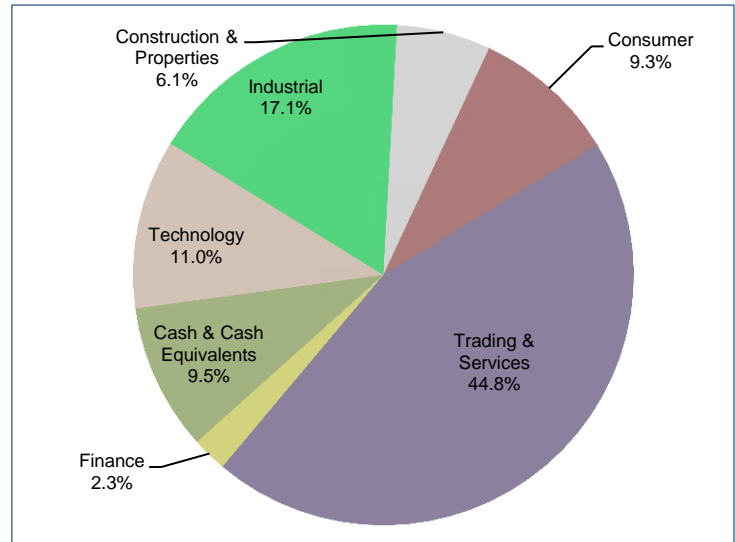
In terms of investment strategy, we are looking to invest in stocks with themes, along with positive mid-term outlook.

## FUND OBJECTIVE

To provide investors with medium to long term capital growth. To achieve this objective, the Fund will invest primarily (with at least two third of its assets) in equities and equity-related securities.



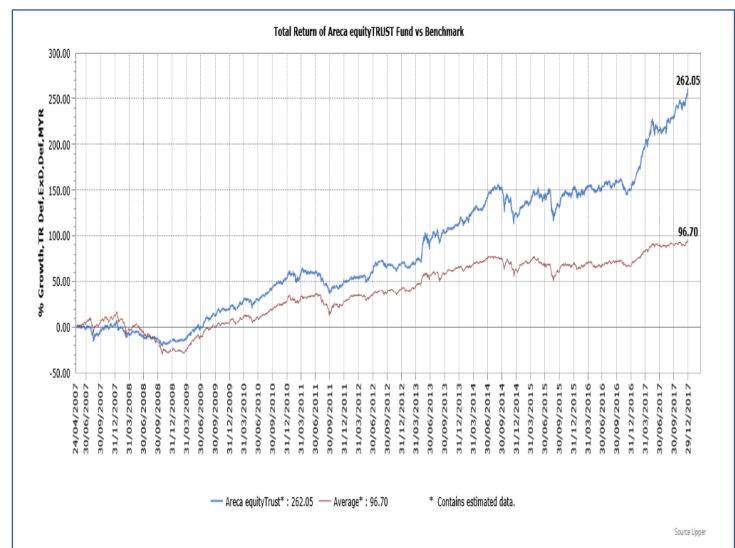
## ASSET & SECTOR ALLOCATION (% OF NAV)



## TOP 5 HOLDINGS (% OF NAV)

Rank	Company Name	Percentage (%)
1)	Pentamaster Corporation Berhad	6.14
2)	Serba Dinamik Holdings Berhad	5.09
3)	Berjaya Food Berhad	4.51
4)	Hai-O Enterprise Berhad	4.37
5)	OldTown Berhad	4.22

## FUND'S PERFORMANCE COMPARED TO BENCHMARK



Based on the Fund's portfolio returns as at 30 November 2017, the Volatility Factor (VF) for this Fund is 12.3 and is classified as "Very High" (source: Lipper). "Very High" includes funds with VF that are more than 10.735 (source: Lipper). The VF means there is a possibility for the Fund in generating an upside return or downside return around this VF. The Volatility Class (VC) is assigned by Lipper based on quintile ranks of VF for qualified funds. VF is subject to monthly revision and VC will be revised every six months. The Fund's portfolio may have changed since this date and there is no guarantee that the Fund will continue to have the same VF or VC in the future. Presently, only funds launched in the market for at least 36 months will display the VF and its VC.

This document is prepared for information purposes only and is not intended to be an offer or invitation to subscribe or purchase of securities. The information contained herein has been obtained from sources believed in good faith to be reliable; however, no guarantee is given in its accuracy or completeness. Past performances of the Fund is not an indicative of future performance. Prices can go down as well as up and you may not get back the amount you originally invested. A copy of the Master Prospectus dated 08 February 2017 has been registered with the Securities Commission Malaysia, who takes no responsibility for its contents. Investors are advised to read the Master Prospectus and Product Highlight Sheet before making any investment decision. The Master Prospectus and Product Highlight Sheet are available at offices of Areca Capital Sdn Bhd or its authorised distributors and investors have the right to request for a copy of the Master Prospectus and Product Highlight Sheet. Investors should also consider the fees and charges involved. The Fund may not be suitable for all and if in doubt, investors should consult a professional adviser. Where a unit split/distribution is declared, investors are advised that following the issue of additional units/distribution, the NAV per unit will be reduced from pre-unit split NAV/cum-distribution NAV to post-unit split NAV/ex-distribution NAV; and where a unit split is declared, investors should be highlighted of the fact that the value of their investment in Malaysian ringgit will remain unchanged after the distribution of the additional units.



## Celebrating a decade of growth

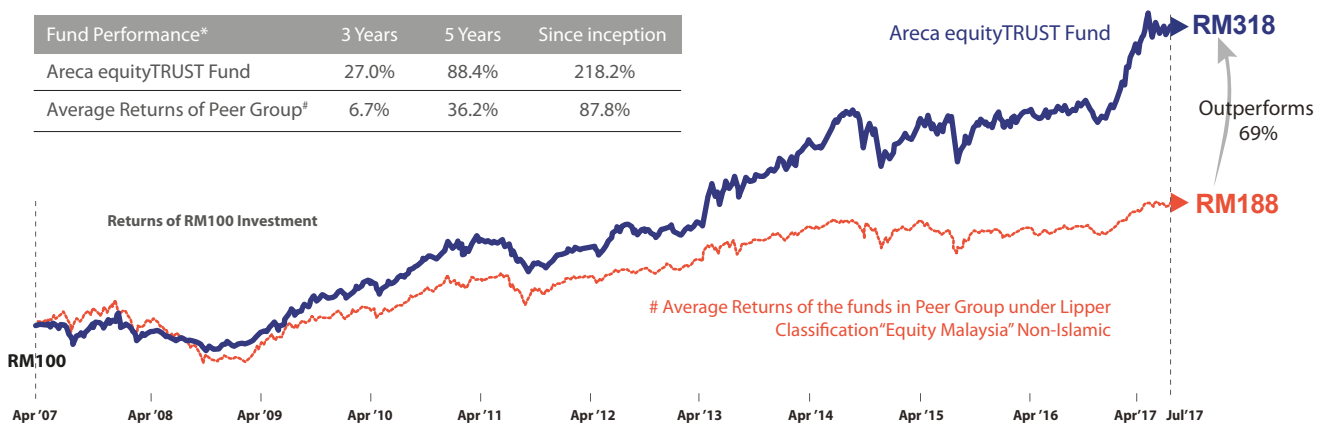
We define our success based on the value that we provide to our investors. With a decade of experience, knowledge and expertise, Areca Capital strives to deliver consistency in our performance for the years to come.

2017  
**THE EDGE** | THOMSON REUTERS  
 LIPPER FUND AWARDS

**Best Fund Over 3 Years**  
**Best Fund Over 5 Years**  
**Equity Malaysia MYR**

**Areca equityTRUST Fund out-performed the average returns of its Peer Group<sup>#</sup> by 69% since inception in 2007**

Fund Performance*	3 Years	5 Years	Since inception
Areca equityTRUST Fund	27.0%	88.4%	218.2%
Average Returns of Peer Group <sup>#</sup>	6.7%	36.2%	87.8%



\* Fund Performance is calculated based on NAV to NAV and assumes reinvestment of distributions.

Source: Lipper as at 31 July 2017



**ARECA CAPITAL SDN BHD** (74084-D)  
 107, Blok B, Pusat Dagangan Phileo Damansara 1, No. 9, Jalan 16/11, off Jalan Damansara,  
 46350 Petaling Jaya, Malaysia • Petaling Jaya • Penang • Ipoh • Malacca  
 T 603 7956 3111 F 603 7955 4111 E invest@arecacapital.com

[www.arecacapital.com](http://www.arecacapital.com)

Interact with ARECA Capital



Disclaimer: A copy of the Master Prospectus dated 08 February 2017 has been registered with the Securities Commission Malaysia, who takes no responsibility for its contents. Investors are advised to read and understand the contents of the Master Prospectus and Product Highlight Sheet before making any investment decision. Amongst others, investors should also consider the fees and charges involved. The prices of units and distributions payable, if any, may fall and rise. Past performances of the Fund is not an indicative of future performance. Investors are advised to consider the different types of risks that may affect the unit trust fund. For more information concerning certain risk factors, please refer to the Master Prospectus and Product Highlight Sheet. The Master Prospectus and Product Highlight Sheet are available at offices of Areca Capital Sdn Bhd or its authorised distributors and investors have the right to request for a copy of the Master Prospectus and Product Highlight Sheet. Any issue of units to which the Master Prospectus relates will only be made on receipt of a form of application referred to and accompanying a copy of the Master Prospectus.

Based on the Fund's portfolio returns as at 30 June 2017, the Volatility Factor (VF) for this Fund is 12.6 and is classified as "Very High" (source: Lipper). "Very High" includes funds with VF that are more than 10.735 (source: Lipper). The VF means there is a possibility for the Fund in generating an upside return or downside return around this VF. The Volatility Class (VC) is assigned by Lipper based on quintile ranks of VF for qualified funds. VF is subject to monthly revision and VC will be revised every six months. The Fund's portfolio may have changed since this date and there is no guarantee that the Fund will continue to have the same VF or VC in the future. Presently, only funds launched in the market for at least 36 months will display the VF and its VC.