

FUND DETAILS	
Type of Fund/Category	Income / (Malaysia Bond)
Launch Date	23 April 2007
Launch price	RM0.5000
Benchmark	Maybank's 6-month fixed deposit rate
Unit NAV	RM0.5012
Fund Size	RM106.15 million
Units in Circulation	211.81 million
Management Fee	1.15% p.a of NAV
Trustee Fee	0.08% p.a. of NAV
Entry Charge	- Up to 0.15% of investment amount (Standalone basis) - Up to 2% of investment amount (VIP) (Direct invest through the management company)
Exit Fee	- Up to 0.50% of the amount redeemed if redemption is made on Units invested for duration of less than 6 months (only for Standalone basis) - Nil (only for VIP)
Switching Fee	Unlimited free switches – Only for VIP
Min Initial Investment	RM10,000
Min Additional Investment	RM1,000

CUMULATIVE PERFORMANCE (%)					
Return	YTD	3mth	6mth	1yr	Since Launch
AiTF	2.25	0.91	1.76	3.38	45.46
Benchmark	1.78	0.77	1.51	3.07	36.03

Source: Lipper

DISTRIBUTION HISTORY & UNIT SPLIT		
Financial Year Ended	Net Distribution (sen per unit)	Unit Splits
30 June		
2008 and 2015	12.34 (8 years)	4.188:100
2016	1.72	2:100
2017	1.91	Nil

## FUND MANAGER'S REPORT

With increasing doubts as to the ability of US President Donald Trump to push through his reform agenda coupled with easing inflation in June (at 1.60%, it is the fourth consecutive month of decline), benchmark US ten year Treasury languishes to a similar close to previous month at 2.30%, unable to break towards this year's high of 2.62%. With the healthcare bill in tatters, staffers in somewhat disarray, the US risk losing its influence in the world be it geopolitics or economics.

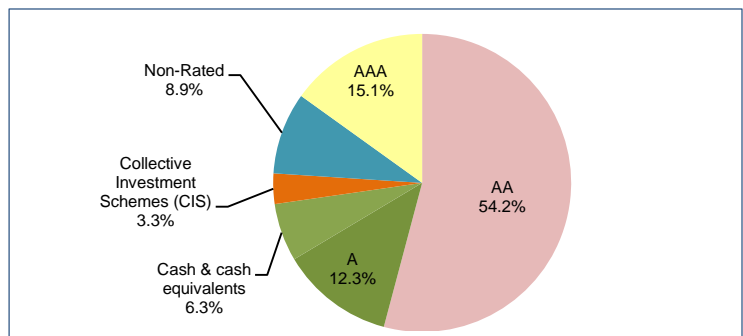
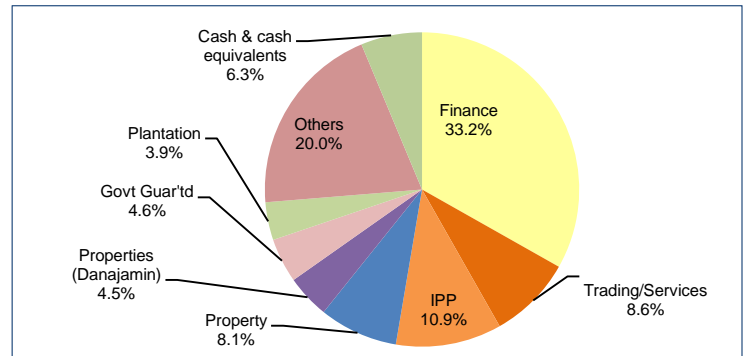
With inflation declining further to 3.60%, Bank Negara Malaysia (BNM) struck an upbeat tone towards our economy while keeping the Overnight Policy Rate (OPR) unchanged at 3.00%. Foreign inflows into debt markets took a breather registering a small outflow of RM0.4 billion.

## FUND OBJECTIVE

To provide investors with short to medium term capital preservation and a regular income. The Fund will invest primarily (with at least two third of its assets) in Fixed Income Securities and Money Market Instruments predominantly with a minimum credit rating of 'A3' by RAM or such equivalent rating by other rating agencies.



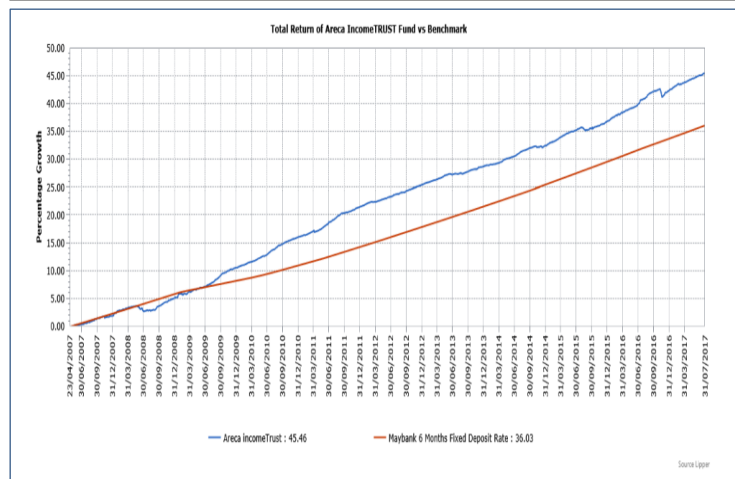
## ASSET, SECTOR ALLOCATION & CREDIT RATING (% OF NAV)



## TOP 5 HOLDINGS (% OF NAV)

Rank	Company Name (Credit Rating)	Percentage (%)
1)	Hong Leong Bank Berhad (A3)	9.57
2)	Alpha Circle Sdn Bhd (AA-IS)	8.50
3)	Public Bank Berhad (AA1 & AA2)	7.69
4)	Al-Dzahab Assets Berhad (AAA)	7.17
5)	CIMB Bank Berhad (A1 & AA+)	7.00

## FUND'S PERFORMANCE COMPARED TO BENCHMARK



Based on the Fund's portfolio returns as at 30 June 2017, the Volatility Factor (VF) for this Fund is 0.9 and is classified as "Very Low" (source: Lipper). "Very Low" includes funds with VF that are above 0 but not more than 1.870 (source: Lipper). The VF means there is a possibility for the Fund in generating an upside return or downside return around this VF. The Volatility Class (VC) is assigned by Lipper based on quintile ranks of VF for qualified funds. VF is subject to monthly revision and VC will be revised every six months. The Fund's portfolio may have changed since this date and there is no guarantee that the Fund will continue to have the same VF or VC in the future. Presently, only funds launched in the market for at least 36 months will display their VF and VC.

This document is prepared for information purposes only and is not intended to be an offer or invitation to subscribe or purchase of securities. The information contained herein has been obtained from sources believed in good faith to be reliable; however, no guarantee is given in its accuracy or completeness. Past performances of the Fund is not an indicative of future performance. Prices can go down as well as up and you may not get back the amount you originally invested. A copy of the Master Prospectus dated 08 February 2017 has been registered with the Securities Commission Malaysia, who takes no responsibility for its contents. Investors are advised to read the Master Prospectus and Product Highlight Sheet before making any investment decision. The Master Prospectus and Product Highlight Sheet are available at offices of Areca Capital Sdn Bhd or its authorised distributors and investors have the right to request for a copy of the Master Prospectus and Product Highlight Sheet. Investors should also consider the fees and charges involved. The Fund may not be suitable for all and if in doubt, investors should consult a professional adviser. Where a unit split/distribution is declared, investors are advised that following the issue of additional units/distribution, the NAV per unit will be reduced from pre-unit split NAV/cum-distribution NAV to post-unit split NAV/ex-distribution NAV; and where a unit split is declared, investors should be highlighted of the fact that the value of their investment in Malaysian ringgit will remain unchanged after the distribution of the additional units.