

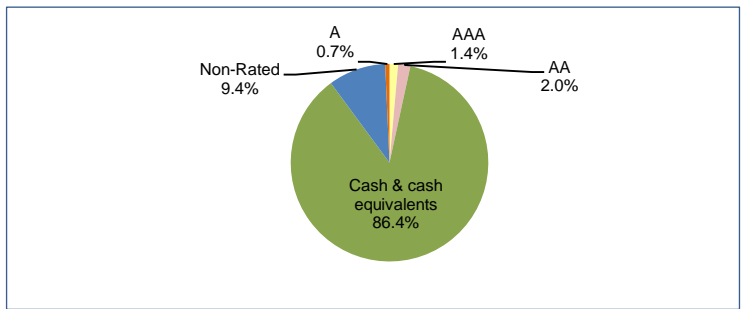
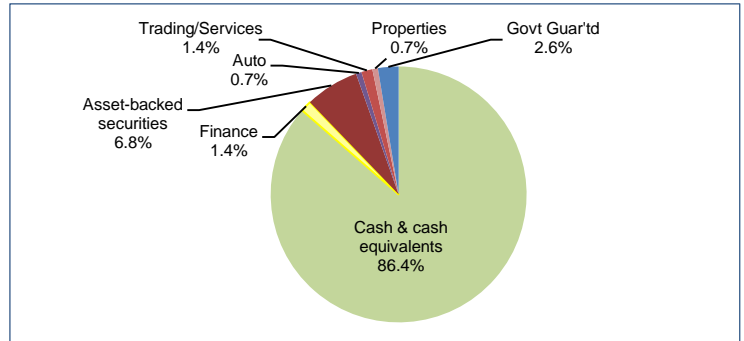
FUND DETAILS	
Type of Fund/Category	Income / (Malaysia Bond)
Launch Date	23 April 2007
Launch price	RM0.5000
Benchmark	Maybank's 1-month Repo rate
Unit NAV	RM0.5368
Fund Size	RM74.57 million
Units in Circulation	138.91 million
Management Fee	0.40% p.a of NAV
Trustee Fee	0.08% p.a. of NAV
Entry Charge	Nil
Exit Fee	Nil
Switching Fee	N/A
Min Initial Investment	RM10,000
Min Additional Investment	RM1,000

FUND OBJECTIVE

To provide investors with high level of liquidity while providing current income and capital preservation. To achieve this objective, the Fund will focus on providing high level of liquidity to meet the short term cash flow requirements of its Unit Holders while providing current income and capital preservation.



ASSET, SECTOR ALLOCATION & CREDIT RATING (% OF NAV)



CUMULATIVE PERFORMANCE (%)					
Return	YTD	3mth	6mth	1yr	Since Launch
AmTF	3.33	0.88	2.35	3.67	39.41
Benchmark	2.30	0.62	1.26	2.50	30.86

Source: Lipper

DISTRIBUTION HISTORY & UNIT SPLIT		
Financial Year Ended 30 June	Net Distribution (sen per unit)	Unit Splits
2008 and 2013	6.95 (6 years)	3:100
2014	1.40	Nil
2015	1.05	Nil
2016	1.40	Nil
2017	1.00	Nil

TOP 5 HOLDINGS (% OF NAV)		(%)
1)	GII Murabahah (NR)	6.73
2)	Lembaga Pembiayaan Perumahan Sektor Awam (AAA(GG))	2.61
3)	GENM Capital Berhad (AAA)	1.38
4)	AMMB Holdings Berhad (A1)	1.34
5)	DBR-Hicom Berhad (A)	0.67

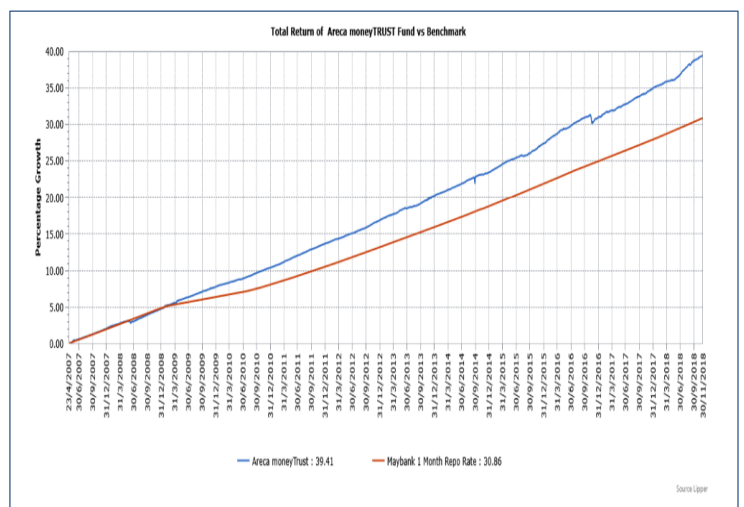
FUND MANAGER'S REPORT

With 10 years US Treasury benchmark closing below psychological level of 3.0%, 2/10years spread narrowed to 21 basis points at the end of November. The only time it was this narrow in the last 11 years was in August. Revisiting this level this round can be attributed to Federal Reserve's Chairman Powell's dovish statement that 'benchmark interest rates was "just below" neutral level' hinting that rate hikes frequency may decelerate and doubts as to whether the ongoing G20 meeting in Argentina can provide a platform to trade rift resolution.

November saw oil prices plunge with Brent crude oil dropping 22% from USD75 to USD58.

Malaysia's 2019 budget came in gentler than expected. Gross Domestic Product has been downwardly revised to 4.8% from 5.0% while fiscal consolidation of 3.7% in 2018 and 3.4% in 2019 allows for conservative expansion.

FUND'S PERFORMANCE COMPARED TO BENCHMARK



Based on the Fund's portfolio returns as at 31 October 2018, the Volatility Factor (VF) for this Fund is 0.7 and is classified as "Very Low" (source: Lipper). "Very Low" includes funds with VF that are above 0 but not more than 1.885 (source: Lipper). The VF means there is a possibility for the Fund in generating an upside return or downside return around this VF. The Volatility Class (VC) is assigned by Lipper based on quintile ranks of VF for qualified funds. VF is subject to monthly revision and VC will be revised every six months. The Fund's portfolio may have changed since this date and there is no guarantee that the Fund will continue to have the same VF or VC in the future. Presently, only funds launched in the market for at least 36 months will display the VF and its VC.

This document is prepared for information purposes only and is not intended to be an offer or invitation to subscribe or purchase of securities. The information contained herein has been obtained from sources believed in good faith to be reliable; however, no guarantee is given in its accuracy or completeness. Past performances of the Fund is not an indicative of future performance. Prices can go down as well as up and you may not get back the amount you originally invested. A copy of the Master Prospectus dated 8 February 2017 has been registered with the Securities Commission Malaysia, who takes no responsibility for its contents. Investors are advised to read the Master Prospectus and Product Highlight Sheet before making any investment decision. The Master Prospectus and Product Highlight Sheet are available at offices of Areca Capital Sdn Bhd or its authorised distributors and investors have the right to request for a copy of the Master Prospectus and Product Highlight Sheet. Investors should also consider the fees and charges involved. The Fund may not be suitable for all and if in doubt, investors should consult a professional adviser. Where a unit split/distribution is declared, investors are advised that following the issue of additional units/distribution, the NAV per unit will be reduced from pre-unit split NAV/cum-distribution NAV to post-unit split NAV/ex-distribution NAV; and where a unit split is declared, investors should be highlighted of the fact that the value of their investment in Malaysian ringgit will remain unchanged after the distribution of the additional units.