

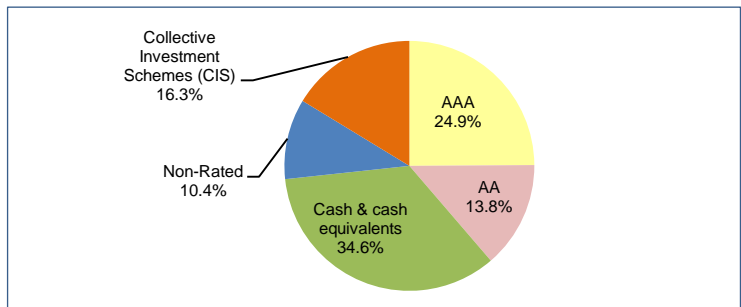
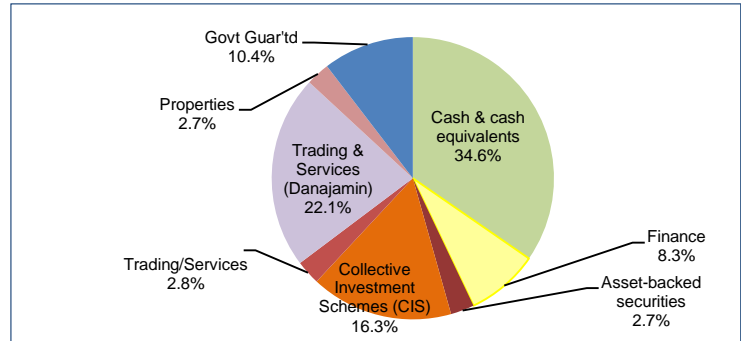
FUND DETAILS	
Type of Fund/Category	Income / (Malaysia Bond)
Launch Date	23 April 2007
Launch price	RM0.5000
Benchmark	Maybank's 1-month Repo rate
Unit NAV	RM0.5166
Fund Size	RM18.41 million
Units in Circulation	35.64 million
Management Fee	0.60% p.a of NAV
Trustee Fee	0.08% p.a. of NAV
Entry Charge	Nil
Exit Fee	Nil
Switching Fee	N/A
Min Initial Investment	RM10,000
Min Additional Investment	RM1,000

FUND OBJECTIVE

To provide investors with high level of liquidity while providing current income and capital preservation. To achieve this objective, the Fund will focus on providing high level of liquidity to meet the short term cash flow requirements of its Unit Holders while providing current income and capital preservation.



ASSET, SECTOR ALLOCATION & CREDIT RATING (% OF NAV)



CUMULATIVE PERFORMANCE (%)					
Return	YTD	3mth	6mth	1yr	Since Launch
AmTF	2.45	0.82	1.56	2.31	34.17
Benchmark	1.97	0.59	1.19	2.38	27.42

Source: Lipper

DISTRIBUTION HISTORY & UNIT SPLIT		
Financial Year Ended 30 June	Net Distribution (sen per unit)	Unit Splits
2008 and 2013	6.95 (6 years)	3:100
2014	1.40	Nil
2015	1.05	Nil
2016	1.40	Nil
2017	1.00	Nil

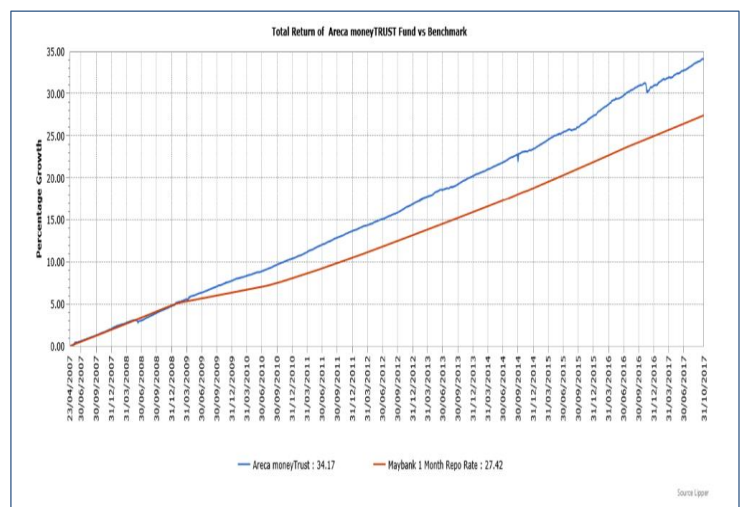
TOP 5 HOLDINGS (% OF NAV)	(%)
1) Berjaya Land Berhad – (Danajamin-AAA)	21.74
2) KAF Islamic Money Market Fund (CIS)	16.32
3) Lembaga Pembiayaan Perumahan Sektor Awam (AAA(GG))	10.36
4) AMMB Holdings Berhad (A1)	5.42
5) Al-Dzahab Assets Berhad (AAA)	2.73

FUND MANAGER'S REPORT

With the endorsement of the US budget blueprint by the House, optimism towards US President Donald Trump's US tax reform plans have bumped up significantly overshadowing a hurricane ravaged month in September. The Federal Open Market Committee (FOMC) kept rates unchanged, maintaining expectations of a December rate hike while market learnt of US Federal Reserve chairperson Janet Yellen's replacement in February 2018 by Jerome Powell.

In Malaysia September data showed foreign holdings of Malaysian debts returned to our shores breaking a 3 month-decline with +RM9.3 billion inflows. 2018 budget was also announced with a slight decline in 2018 Gross Domestic Product (GDP) forecast of 5.0%-5.5% against this year's expected 5.2%-5.7% while keeping to the promise of fiscal consolidation which is expected to fall to 2.8% from 3.0%.

FUND'S PERFORMANCE COMPARED TO BENCHMARK



Based on the Fund's portfolio returns as at 30 September 2017, the Volatility Factor (VF) for this Fund is 0.6 and is classified as "Very Low" (source: Lipper). "Very Low" includes funds with VF that are above 0 but not more than 1.870 (source: Lipper). The VF means there is a possibility for the Fund in generating an upside return or downside return around this VF. The Volatility Class (VC) is assigned by Lipper based on quintile ranks of VF for qualified funds. VF is subject to monthly revision and VC will be revised every six months. The Fund's portfolio may have changed since this date and there is no guarantee that the Fund will continue to have the same VF or VC in the future. Presently, only funds launched in the market for at least 36 months will display the VF and its VC.

This document is prepared for information purposes only and is not intended to be an offer or invitation to subscribe or purchase of securities. The information contained herein has been obtained from sources believed in good faith to be reliable; however, no guarantee is given in its accuracy or completeness. Past performances of the Fund is not an indicative of future performance. Prices can go down as well as up and you may not get back the amount you originally invested. A copy of the Master Prospectus dated 8 February 2017 has been registered with the Securities Commission Malaysia, who takes no responsibility for its contents. Investors are advised to read the Master Prospectus and Product Highlight Sheet before making any investment decision. The Master Prospectus and Product Highlight Sheet are available at offices of Areca Capital Sdn Bhd or its authorised distributors and investors have the right to request for a copy of the Master Prospectus and Product Highlight Sheet. Investors should also consider the fees and charges involved. The Fund may not be suitable for all and if in doubt, investors should consult a professional adviser. Where a unit split/distribution is declared, investors are advised that following the issue of additional units/distribution, the NAV per unit will be reduced from pre-unit split NAV/cum-distribution NAV to post-unit split NAV/ex-distribution NAV; and where a unit split is declared, investors should be highlighted of the fact that the value of their investment in Malaysian ringgit will remain unchanged after the distribution of the additional units.