

FUND DETAILS

Type of Fund/Category

Income (Malaysia Equity Income)

Launch Date

15 February 2017

Launch Price

RM1.0000

Benchmark

Average Returns of the funds under "Equity Malaysia Income" Non-Islamic category

Fund Size (RM)

RM93.84 million

Units in Circulation

72.84 million

Management Fee

Up to 1.90% p.a. of NAV

Trustee Fee

0.05% p.a. of NAV, subject to a minimum of RM6,000 per annum

Entry Charge

Up to 3% of the amount invested

Exit Fee

Nil

Switching Fee

Nil

Min Initial Investment

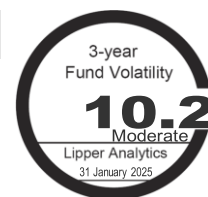
RM10,000 or such other lower amount as decided by the Manager.

Min Additional Investment

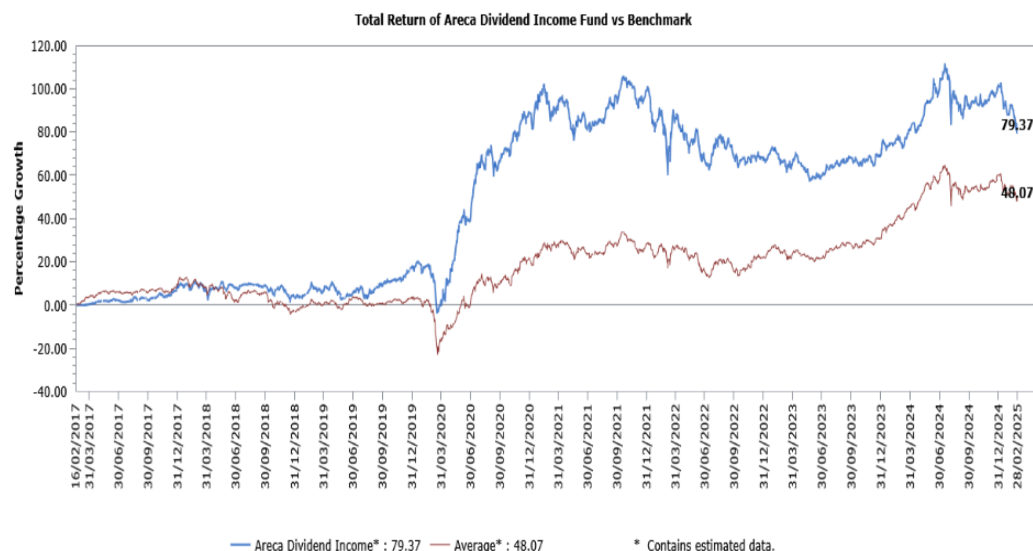
RM1,000 or such other lower amount as decided by the Manager.

FUND OBJECTIVE

The Fund seeks to provide regular income while providing long term capital appreciation.



FUND'S PERFORMANCE COMPARED TO BENCHMARK



CUMULATIVE PERFORMANCE (%)

Return	YTD	1mth	3mth	6mth	1yr	3yr	5yr	10yr	Since Launch
ADIF	-11.10	-4.76	-7.87	-6.51	2.12	-1.15	56.95	-	79.37
Benchmark	-6.83	-1.67	-3.32	-2.82	5.76	16.69	52.82	-	48.07

YEARLY PERFORMANCE (%)

Return	2024	2023	2022	2021	2020	2019	2018	2017
ADIF	19.38	0.66	-15.53	5.54	61.07	13.16	-5.28	9.09
Benchmark	21.60	5.92	-4.52	4.99	17.12	5.09	-11.69	9.79

ANNUALISED PERFORMANCE (%)

Return	1 Year	3 Years	5 Years	10 Years	Since Launch
ADIF	2.12	-0.38	9.43	-	7.54
Benchmark	5.76	5.16	8.09	-	4.44

Source: Lipper. Past performance is not indicative of future performance. Investment involves risks and investor should conduct their own assessment before investing and seek professional advice, where necessary.

Based on the Fund's portfolio returns as at 31 January 2025, the Volatility Factor (VF) for this Fund is 10.2 and is classified as "Moderate" (source: Lipper). "Moderate" includes funds with VF that are above 9.085 but not more than 12.01. The VF means there is a possibility for the Fund in generating an upside return or downside return around this VF. The Volatility Class (VC) is assigned by Lipper based on quintile ranks of VF for qualified funds. VF is subject to monthly revision and VC will be revised every six months. The Fund's portfolio may have changed since this date and there is no guarantee that the Fund will continue to have the same VF or VC in the future. Presently, only funds launched in the market for at least 36 months will display their VF and VC.

This document is prepared for information purposes only and is not intended to be an offer or invitation to subscribe or purchase of securities. The information contained herein has been obtained from sources believed in good faith to be reliable; however, no guarantee is given in its accuracy or completeness. Past performances of the Fund is not an indicative of future performance. Prices can go down as well as up and you may not get back the amount you originally invested. A copy of the Master Prospectus dated 19 December 2022 has been registered with the Securities Commission Malaysia, who takes no responsibility for its contents. Investors are advised to read the Master Prospectus and Product Highlight Sheet before making any investment decision. The Master Prospectus and Product Highlight Sheet are available at offices of Areca Capital Sdn Bhd or its authorised distributors and investors have the right to request for a copy of the Master Prospectus and Product Highlight Sheet. Investors should also consider the fees and charges involved. The Fund may not be suitable for all and if in doubt, investors should consult a professional adviser. Where a unit split/distribution is declared, investors are advised that following the issue of additional units/distribution, the NAV per unit will be reduced from pre-unit split NAV/cum-distribution NAV to post-unit split NAV/ex-distribution NAV; and where a unit split is declared, investors should be highlighted of the fact that the value of their investment in Malaysian ringgit will remain unchanged after the distribution of the additional units.

The Manager wishes to highlight the specific risks of the Fund are interest rate risk, credit / default risk, liquidity risk and issuer risk. These risks and other general risks are elaborated in the Master Prospectus.

This Fund Factsheet is prepared for information purposes only. It does not have regard to the specific investment objectives, financial situation and the particular needs of any specific person who may receive it. Past performance is not necessarily a guide to future performance. Returns may vary from year to year.

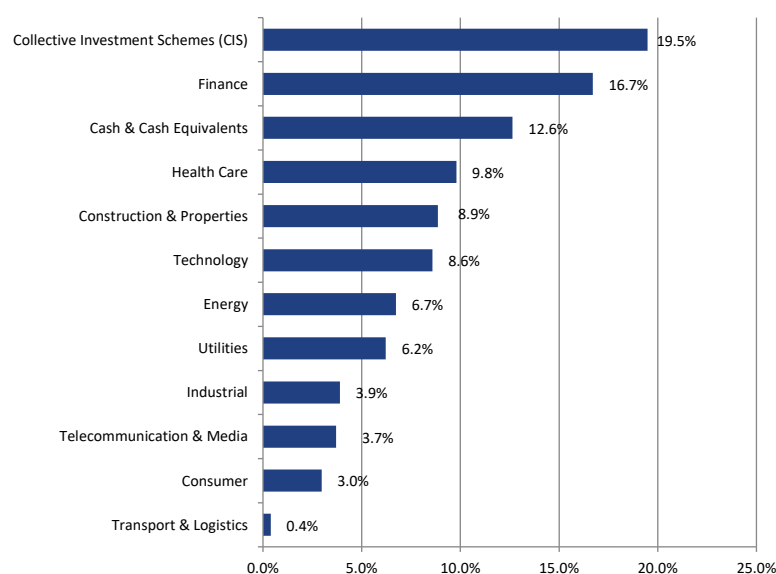
This Fund Factsheet has not been reviewed by the SC.

DISTRIBUTION HISTORY (YEARLY)

Year	Net Distribution (sen per unit)	Unit Splits
2020	16.50	-
2021	8.00	-
2022	3.20	-
2024	5.00	-

TOP 5 HOLDINGS (% OF NAV)

	(%)
1) AMMB Holdings Bhd	7.5
2) Pavilion Real Estate Inv Trust	6.4
3) Tenaga Nasional Bhd	4.8
4) IHH Healthcare Berhad	4.4
5) Hong Leong Bank Bhd	4.0

ASSET & SECTOR ALLOCATION (% OF NAV)

FUND MANAGER'S REPORT

Equities had a mixed month in February, with Developed Markets declining while Emerging Markets were up. The 10-year US treasury yield decreased from 4.54% in January to 4.21% in February. The US Dollar Index decreased by 0.7% MoM to close at 107.6 points.

The FBM KLCI rose 1.1% MoM to close at 1,574.7 points in February. Index heavyweights banking stocks had strong performances. The best performing sectors for the month were plantation, finance, and construction. Laggard sectors were technology, healthcare, and energy. Foreign investors were net sellers by RM2.2 billion for the month.

We hold on to our high-quality dividend yield names, especially in financials to cushion the market volatility. During the month, we have also taken opportunities to accumulate some bashed down stocks amid the volatile period. With our current position in place, we will continue to accumulate high-quality stocks during periods of weakness, focusing on those with strong fundamentals that are well-positioned for long-term secular growth.

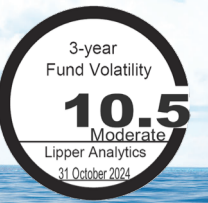
Based on the Fund's portfolio returns as at 31 January 2025, the Volatility Factor (VF) for this Fund is 10.2 and is classified as "Moderate" (source: Lipper). "Moderate" includes funds with VF that are above 9.085 but not more than 12.01. The VF means there is a possibility for the Fund in generating an upside return or downside return around this VF. The Volatility Class (VC) is assigned by Lipper based on quintile ranks of VF for qualified funds. VF is subject to monthly revision and VC will be revised every six months. The Fund's portfolio may have changed since this date and there is no guarantee that the Fund will continue to have the same VF or VC in the future. Presently, only funds launched in the market for at least 36 months will display their VF and VC.

This document is prepared for information purposes only and is not intended to be an offer or invitation to subscribe or purchase of securities. The information contained herein has been obtained from sources believed in good faith to be reliable; however, no guarantee is given in its accuracy or completeness. Past performances of the Fund is not an indicative of future performance. Prices can go down as well as up and you may not get back the amount you originally invested. A copy of the Master Prospectus dated 19 December 2022 has been registered with the Securities Commission Malaysia, who takes no responsibility for its contents. Investors are advised to read the Master Prospectus and Product Highlight Sheet before making any investment decision. The Master Prospectus and Product Highlight Sheet are available at offices of Areca Capital Sdn Bhd or its authorised distributors and investors have the right to request for a copy of the Master Prospectus and Product Highlight Sheet. Investors should also consider the fees and charges involved. The Fund may not be suitable for all and if in doubt, investors should consult a professional adviser. Where a unit split/distribution is declared, investors are advised that following the issue of additional units/distribution, the NAV per unit will be reduced from pre-unit split NAV/cum-distribution NAV to post-unit split NAV/ex-distribution NAV; and where a unit split is declared, investors should be highlighted of the fact that the value of their investment in Malaysian ringgit will remain unchanged after the distribution of the additional units.

The Manager wishes to highlight the specific risks of the Fund are interest rate risk, credit / default risk, liquidity risk and issuer risk. These risks and other general risks are elaborated in the Master Prospectus.

This Fund Factsheet is prepared for information purposes only. It does not have regard to the specific investment objectives, financial situation and the particular needs of any specific person who may receive it. Past performance is not necessarily a guide to future performance. Returns may vary from year to year.

This Fund Factsheet has not been reviewed by the SC.



Discovering the Next Hidden Treasure

No matter the market conditions, we focus on what's beneath the surface — to uncover the dividend-paying companies that are still largely undiscovered.

Explore how to diversify your portfolio with our Private Wealth Manager today.

Since
Inception
2017

Areca Dividend Income Fund*

95%*

Average Returns of Peer Group#
54%#

5 Years

Areca Dividend Income Fund*

74%*

Average Returns of Peer Group#
52%#



Areca Dividend Income Fund

*Fund performance is calculated based on NAV to NAV and assumes reinvestment of distributions. The Fund was launched on 15 February 2017.

#Average Returns of the funds in Peer Group under Lipper Classification "Equity Malaysia Income" Non-Islamic. There are total of 17 funds under this category.

Source: Lipper as at 30 November 2024



Growing Wealth, Building Legacies.

ARECA CAPITAL SDN BHD 200601021087 (740840-D)

107, Blok B, Pusat Dagangan Phileo Damansara I, No.9, Jalan 16/11, Off Jalan Damansara, 46350 Petaling Jaya, Selangor, Malaysia.

Petaling Jaya · Pulau Pinang · Ipoh · Melaka · Kuching · Johor Bahru · Kota Kinabalu

Tel +603 7956 3111

Fax +603 7955 4111

Email invest@arecacapital.com

For more information, please visit our website at www.arecacapital.com.

Disclaimer: A copy of the Master Prospectus (MP) dated 19 December 2022 has been registered with the Securities Commission Malaysia (SC), who takes no responsibility for its contents. The registration of the MP and lodgement of the Product Highlight Sheet (PHS) does not amount to nor indicate that the SC has recommended or endorsed the Fund. The MP is a replacement MP that supersedes and replaces the MP dated 3 June 2021. This advertisement has not been reviewed by the SC. Investors are advised to read and understand the contents of the MP and PHS before making any investment decision. Amongst others, investors should also consider the fees and charges involved. The prices of units and distributions payable, if any, may fall and rise. **Past performances of the Fund are not indicative of future performance. Prices can go down as well as up and you may not get back the amount you originally invested.** Investors are advised to consider the different types of risks that may affect the unit trust fund. For more information concerning certain risk factors, please refer to the MP and PHS. These are available at offices of Areca Capital Sdn Bhd and its authorized distributors. Investors have the right to request for a copy of the MP and PHS and they can download the softcopy at www.arecacapital.com. Any issue of units to which the MP relates will only be made on receipt of a form of application referred to and accompanying a copy of the MP. This Fund may not be suitable for all investors and if in doubt, investors should consult a professional adviser and completed a suitability assessment before making any investment.

Based on the Fund's portfolio returns as at 31 October 2024, the Volatility Factor (VF) for this Fund is 10.5 and is classified as "Moderate" (source: Lipper). "Moderate" includes funds with VF that are above 9.205 but not more than 12.195. The VF means there is a possibility for the Fund in generating an upside return or downside return around this VF. The Volatility Class (VC) is assigned by Lipper based on quintile ranks of VF for qualified funds. VF is subject to monthly revision and VC will be revised every six months. The Fund's portfolio may have changed since this date and there is no guarantee that the Fund will continue to have the same VF or VC in the future. Presently, only funds launched in the market for at least 36 months will display their VF and VC.



发现下一个隐藏的宝藏

无论市场状况如何,我们都聚焦于隐藏在表面之下——
发掘那些尚未被市场发现的派息公司。

今天就和我们的私人财富经理一起探索如何使您的投资组合多样化。

自2017
成立以来

Areca Dividend Income Fund*

95%*

同类基金平均回报率#

54%#

5年

Areca Dividend Income Fund*

74%*

同类基金平均回报率#

52%#



Areca Dividend Income Fund

*基金表现是根据资产净值对比资产净值计算,并假设将收入分配再投资。此基金是于2017年2月15日推出。

#同类基金之平均回报率Lipper Classification "Equity Malaysia Income"

Non-Islamic。此类别下共有17个基金。

资料来源:理柏,截至2024年11月30日止



Growing Wealth, Building Legacies.

ARECA CAPITAL SDN BHD 200601021087 (740840-D)

107, Blok B, Pusat Dagangan Phileo Damansara I, No.9, Jalan 16/11,
Off Jalan Damansara, 46350 Petaling Jaya, Selangor, Malaysia.

Petaling Jaya · Pulau Pinang · Ipoh · Melaka · Kuching · Johor Bahru · Kota Kinabalu

Tel +603 7956 3111

Fax +603 7955 4111

Email invest@arecacapital.com

如需更多信息,请访问我们的网站 www.arecacapital.com。

免责声明:此志期为2022年12月19日的主要基金说明书已向马来西亚证券监督委员会注册,惟证监会对此主要基金说明书的内容不承担任何责任。主要基金说明书於证监会的注册和产品特色说明的呈递并不表明证监会建议或认可此基金。此主要基金说明书将取代志期为2021年6月3日的主要基金说明书。此广告未获得证监会审查。在作出任何投资决定之前,投资者宜查阅及了解此主要基金说明书及产品特色说明。此外,投资者也必须考虑相关的收费与费用。单位价格和应付收入分配,若有,可能会下跌和上升。**基金的过往表现不可作为未来表现的指标。单位价格可能会下跌或是上升而且您可能不会取回您原本的投资数额。**投资者应考虑可能影响单位信托基金的各项风险。有关特定风险因素的详情,请参阅主要基金说明书及产品特色说明。Areca Capital Sdn Bhd 办事处及其授权分销商皆有提供主要基金说明书及产品特色说明。投资者有权索取一份主要基金说明书及产品特色说明,同时也可在www.arecacapital.com下载电子版。与主要基金说明书相关的任何单位发行仅有在收到随附主要基金说明书的相关申请表格后才会落实。本基金可能并不适合所有投资者,如有疑问,投资者应在进行任何投资之前咨询专业顾问并完成适合性评估。

根据基金截至2024年10月31日的投资组合回酬,此基金的波动系数(VF)为10.5,并被列入“中等”的波动等级(资料来源: Lipper)。“中等”涵盖波动系数高于9.205但不超过12.195的基金。VF是指基金可能缔造介于此VF的上涨回酬或下跌回酬。Lipper根据合格基金的VF作出五分位数排名,从而给予波动等级(VC)。VF将每月检讨一次,而VC则每六个月检讨一次。基金的投资组合自此日期后可能已变动,而且基金不担保未来将持续拥有相同的VF或VC。目前,只有已推出市场至少36个月的基金会展示其VF和VC。

若中英版出现歧义或内容不一致之处,一概以英文版为准。