

FUND DETAILS
Type of Fund/Category

Income (Malaysia Equity Income)

Launch Date

15 February 2017

Launch Price

RM1.0000

Benchmark

Average Returns of the funds under "Equity Malaysia Income" Non-Islamic category

Fund Size (RM)

RM95.09 million

Units in Circulation

71.29 million

Management Fee

Up to 1.90% p.a. of NAV

Trustee Fee

0.05% p.a. of NAV, subject to a minimum of RM6,000 per annum

Entry Charge

Up to 3% of the amount invested

Exit Fee

Nil

Switching Fee

Nil

Min Initial Investment

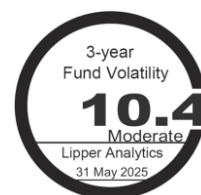
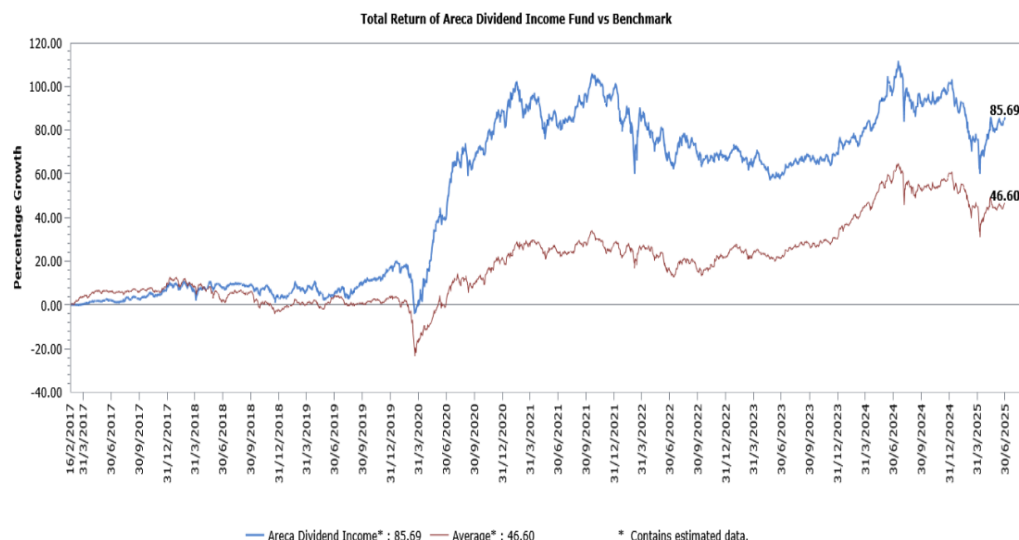
RM10,000 or such other lower amount as decided by the Manager.

Min Additional Investment

RM1,000 or such other lower amount as decided by the Manager.

FUND OBJECTIVE

The Fund seeks to provide regular income while providing long term capital appreciation.


FUND'S PERFORMANCE COMPARED TO BENCHMARK

CUMULATIVE PERFORMANCE (%)

Return	YTD	1mth	3mth	6mth	1yr	3yr	5yr	10yr	Since Launch
ADIF	-7.97	2.77	5.51	-7.97	-6.18	10.99	32.52	-	85.69
Benchmark	-7.29	2.05	1.55	-7.29	-5.33	25.35	46.66	-	46.60

YEARLY PERFORMANCE (%)

Return	2024	2023	2022	2021	2020	2019	2018	2017
ADIF	19.38	0.66	-15.53	5.54	61.07	13.16	-5.28	9.09
Benchmark	21.60	5.92	-4.52	4.99	17.12	5.09	-11.69	9.79

ANNUALISED PERFORMANCE (%)

Return	1 Year	3 Years	5 Years	10 Years	Since Launch
ADIF	-6.18	3.53	5.79	-	7.67
Benchmark	-5.33	7.71	7.46	-	4.18

Source: Lipper. Past performance is not indicative of future performance. Investment involves risks and investor should conduct their own assessment before investing and seek professional advice, where necessary.

Based on the Fund's portfolio returns as at 31 May 2025, the Volatility Factor (VF) for this Fund is 10.4 and is classified as "Moderate" (source: Lipper). "Moderate" includes funds with VF that are above 9.175 but not more than 12.015. The VF means there is a possibility for the Fund in generating an upside return or downside return around this VF. The Volatility Class (VC) is assigned by Lipper based on quintile ranks of VF for qualified funds. VF is subject to monthly revision and VC will be revised every six months. The Fund's portfolio may have changed since this date and there is no guarantee that the Fund will continue to have the same VF or VC in the future. Presently, only funds launched in the market for at least 36 months will display their VF and VC.

This document is prepared for information purposes only and is not intended to be an offer or invitation to subscribe or purchase of securities. The information contained herein has been obtained from sources believed in good faith to be reliable; however, no guarantee is given in its accuracy or completeness. Past performances of the Fund is not an indicative of future performance. Prices can go down as well as up and you may not get back the amount you originally invested. A copy of the Master Prospectus dated 19 December 2022 has been registered with the Securities Commission Malaysia, who takes no responsibility for its contents. Investors are advised to read the Master Prospectus and Product Highlight Sheet before making any investment decision. The Master Prospectus and Product Highlight Sheet are available at offices of Areca Capital Sdn Bhd or its authorised distributors and investors have the right to request for a copy of the Master Prospectus and Product Highlight Sheet. Investors should also consider the fees and charges involved. The Fund may not be suitable for all and if in doubt, investors should consult a professional adviser. Where a unit split/distribution is declared, investors are advised that following the issue of additional units/distribution, the NAV per unit will be reduced from pre-unit split NAV/cum-distribution NAV to post-unit split NAV/ex-distribution NAV; and where a unit split is declared, investors should be highlighted of the fact that the value of their investment in Malaysian ringgit will remain unchanged after the distribution of the additional units.

The Manager wishes to highlight the specific risks of the Fund are interest rate risk, credit / default risk, liquidity risk and issuer risk. These risks and other general risks are elaborated in the Master Prospectus.

This Fund Factsheet is prepared for information purposes only. It does not have regard to the specific investment objectives, financial situation and the particular needs of any specific person who may receive it. Past performance is not necessarily a guide to future performance. Returns may vary from year to year.

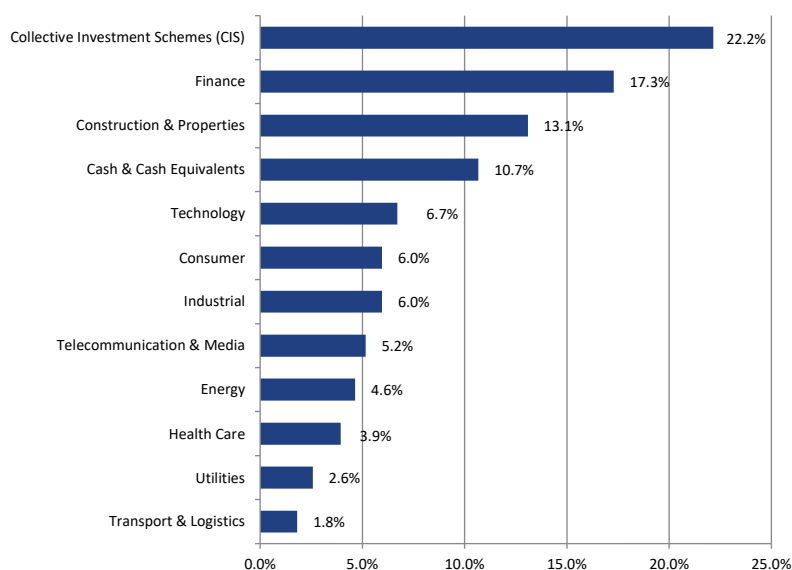
This Fund Factsheet has not been reviewed by the SC.

DISTRIBUTION HISTORY (YEARLY)

Year	Net Distribution (sen per unit)	Unit Splits
2020	16.50	-
2021	8.00	-
2022	3.20	-
2024	5.00	-

TOP 5 HOLDINGS (% OF NAV)

	(%)
1) AMMB Holdings Bhd	7.9
2) Pavilion Real Estate Inv Trust	6.7
3) Gamuda Bhd	4.6
4) Eco-Shop Marketing Berhad	4.4
5) Public Bank Bhd	3.9

ASSET & SECTOR ALLOCATION (% OF NAV)

FUND MANAGER'S REPORT

The FBM KLCI gained 1.6% in June to close at 1,533, supported by easing Iran-Israel tensions and a firmer Ringgit, which appreciated 1.1% to 4.21/USD. The broader FBM Emas Index rose 1.3%, while the FBM Small Cap Index declined 0.9%. Foreign investors turned net sellers with RM1.3 billion in outflows, offset by RM1.7 billion in institutional buying. Despite the rebound, sentiment remained cautious amid geopolitical risks, global monetary policy uncertainty, and concerns over Malaysia's expanded Sales and Services Tax (SST), effective July 1, aimed at raising RM5 billion.

Sector leaders were utilities, energy, and technology, while laggards included healthcare and financials. Johor saw a sharp FDI jump to RM27.4 billion in 1Q25, driven by momentum in the Johor-Singapore SEZ. Brent crude surged 5.8% to \$67.60/barrel on conflict-related supply concerns, while CPO prices rose 1.8% to RM3,958/tonne.

We hold on to our high-quality dividend yield names, especially in financials and domestic REIT to cushion the market volatility. During the month, we continued to accumulate some bashed down stocks. We reserve a decent amount of cash and will continue to accumulate high-quality stocks during periods of weakness, focusing on those with strong fundamentals that are well-positioned for long-term secular growth

Based on the Fund's portfolio returns as at 31 May 2025, the Volatility Factor (VF) for this Fund is 10.4 and is classified as "Moderate" (source: Lipper). "Moderate" includes funds with VF that are above 9.175 but not more than 12.015. The VF means there is a possibility for the Fund in generating an upside return or downside return around this VF. The Volatility Class (VC) is assigned by Lipper based on quintile ranks of VF for qualified funds. VF is subject to monthly revision and VC will be revised every six months. The Fund's portfolio may have changed since this date and there is no guarantee that the Fund will continue to have the same VF or VC in the future. Presently, only funds launched in the market for at least 36 months will display their VF and VC.

This document is prepared for information purposes only and is not intended to be an offer or invitation to subscribe or purchase of securities. The information contained herein has been obtained from sources believed in good faith to be reliable; however, no guarantee is given in its accuracy or completeness. Past performances of the Fund is not an indicative of future performance. Prices can go down as well as up and you may not get back the amount you originally invested. A copy of the Master Prospectus dated 19 December 2022 has been registered with the Securities Commission Malaysia, who takes no responsibility for its contents. Investors are advised to read the Master Prospectus and Product Highlight Sheet before making any investment decision. The Master Prospectus and Product Highlight Sheet are available at offices of Areca Capital Sdn Bhd or its authorised distributors and investors have the right to request for a copy of the Master Prospectus and Product Highlight Sheet. Investors should also consider the fees and charges involved. The Fund may not be suitable for all and if in doubt, investors should consult a professional adviser. Where a unit split/distribution is declared, investors are advised that following the issue of additional units/distribution, the NAV per unit will be reduced from pre-unit split NAV/cum-distribution NAV to post-unit split NAV/ex-distribution NAV; and where a unit split is declared, investors should be highlighted of the fact that the value of their investment in Malaysian ringgit will remain unchanged after the distribution of the additional units.

The Manager wishes to highlight the specific risks of the Fund are interest rate risk, credit / default risk, liquidity risk and issuer risk. These risks and other general risks are elaborated in the Master Prospectus.

This Fund Factsheet is prepared for information purposes only. It does not have regard to the specific investment objectives, financial situation and the particular needs of any specific person who may receive it. Past performance is not necessarily a guide to future performance. Returns may vary from year to year.

This Fund Factsheet has not been reviewed by the SC.