

FUND DETAILS

Type of Fund/Category

Growth / Wholesale Fund with flexible asset allocation

Launch Date

30 September 2020

Launch Price

RM1.0000

Benchmark

Absolute return of 10% per annum

Fund Size

RM35.27 million / USD1.25 million

Units in Circulation

65.56 million / 2.22 million

Management Fee

Up to 2.00% per annum of the NAV

Trustee Fee

Up to 0.04% per annum of the NAV

Entry Charge

Up to 3% of the net investment amount

Exit Fee

Nil

Switching Fee

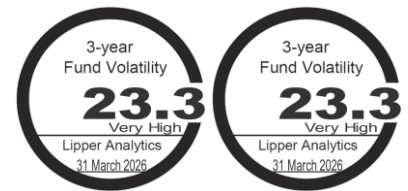
Not Available

Min Initial Investment

RM50,000 or such other limit as decided by the Manager.

FUND OBJECTIVE

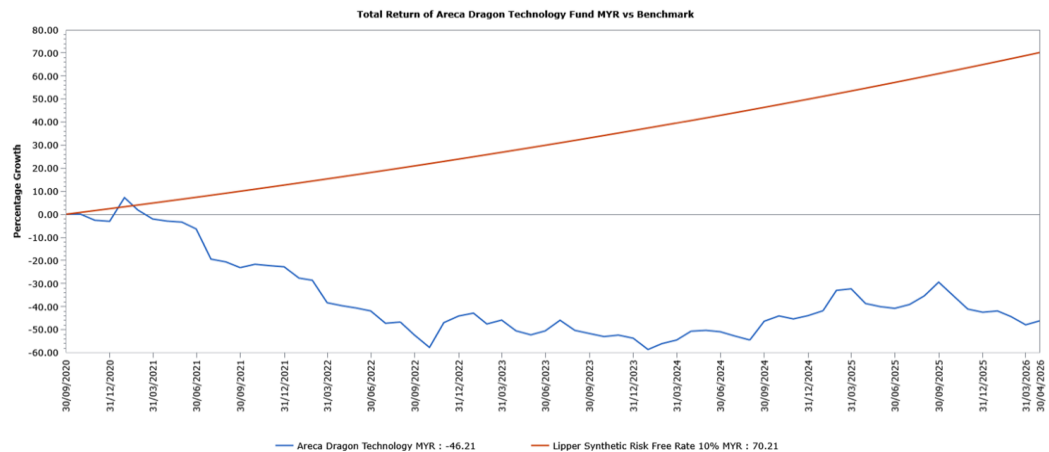
The Fund aims to provide Medium to Long Term capital growth.



MYR Class

USD Class

FUND'S PERFORMANCE COMPARED TO BENCHMARK



CUMULATIVE PERFORMANCE (%)

Return	YTD	1mth	3mth	6mth	1yr	3yr	5yr	10yr	Since Launch
ADRTF (MYR)	-6.40	3.38	-7.29	-16.68	-12.19	8.86	-44.55	-	-46.21
ADRTF (USD)	-4.32	5.38	-7.85	-12.09	-4.60	22.81	-42.80	-	-43.80
Benchmark	3.18	0.79	2.35	4.84	10.00	33.10	61.05	-	70.21

YEARLY PERFORMANCE (%)

Return	2025	2024	2023	2022	2021	2020
ADRTF (MYR)	2.61	21.21	-17.23	-27.65	-20.37	-3.09
ADRTF (USD)	13.01	24.50	-20.32	-31.67	-22.84	-0.61
Benchmark	10.00	10.00	10.00	10.00	10.00	2.42

ANNUALISED PERFORMANCE (%)

Return	1 Year	3 Years	5 Years	Since Launch
ADRTF (MYR)	-12.19	2.87	-11.12	-10.51
ADRTF (USD)	-4.60	7.08	-10.57	-9.81
Benchmark	10.00	9.99	9.99	9.99

Source: Lipper. Past performance is not indicative of future performance. Investment involves risks and investor should conduct their own assessment before investing and seek professional advice, where necessary.

Based on the Fund's portfolio returns as at 31 March 2026, the Volatility Factor (VF) for this Fund is 23.3 (MYR Class & USD Class) and is classified as "Very High" (source: Lipper). "Very High" includes funds with VF that are above 14.295. The VF means there is a possibility for the Fund in generating an upside return or downside return around this VF. The Volatility Class (VC) is assigned by Lipper based on quintile ranks of VF for qualified funds. VF is subject to monthly revision and VC will be revised every six months. The Fund's portfolio may have changed since this date and there is no guarantee that the Fund will continue to have the same VF or VC in the future. Presently, only funds launched in the market for at least 36 months will display their VF and VC.

This document is prepared for information purposes only and is not intended to be an offer or invitation to subscribe or purchase of securities. The information contained herein has been obtained from sources believed in good faith to be reliable; however, no guarantee is given in its accuracy or completeness. Past performances of the Fund is not an indicative of future performance. Prices can go down as well as up and you may not get back the amount you originally invested. A copy of the Information Memorandum dated 30 September 2020 has been lodged with the Securities Commission Malaysia, who takes no responsibility for its contents. Investors are advised to read the Information Memorandum and Product Highlight Sheet before making any investment decision. The Information Memorandum and Product Highlight Sheet are available at offices of Areca Capital Sdn Bhd or its authorised distributors and investors have the right to request for a copy of the Information Memorandum and Product Highlight Sheet. Investors should also consider the fees and charges involved. The Fund may not be suitable for all and if in doubt, investors should consult a professional adviser. Where a unit split/distribution is declared, investors are advised that following the issue of additional units/distribution, the NAV per unit will be reduced from pre-unit split NAV/cum-distribution NAV to post-unit split NAV/ex-distribution NAV; and where a unit split is declared, investors should be highlighted of the fact that the value of their investment in Malaysian ringgit will remain unchanged after the distribution of the additional units.

The Manager wishes to highlight the specific risks of the Fund are interest rate risk, credit / default risk, liquidity risk and issuer risk. These risks and other general risks are elaborated in the Master Prospectus.

This Fund Factsheet is prepared for information purposes only. It does not have regard to the specific investment objectives, financial situation and the particular needs of any specific person who may receive it. Past performance is not necessarily a guide to future performance. Returns may vary from year to year.

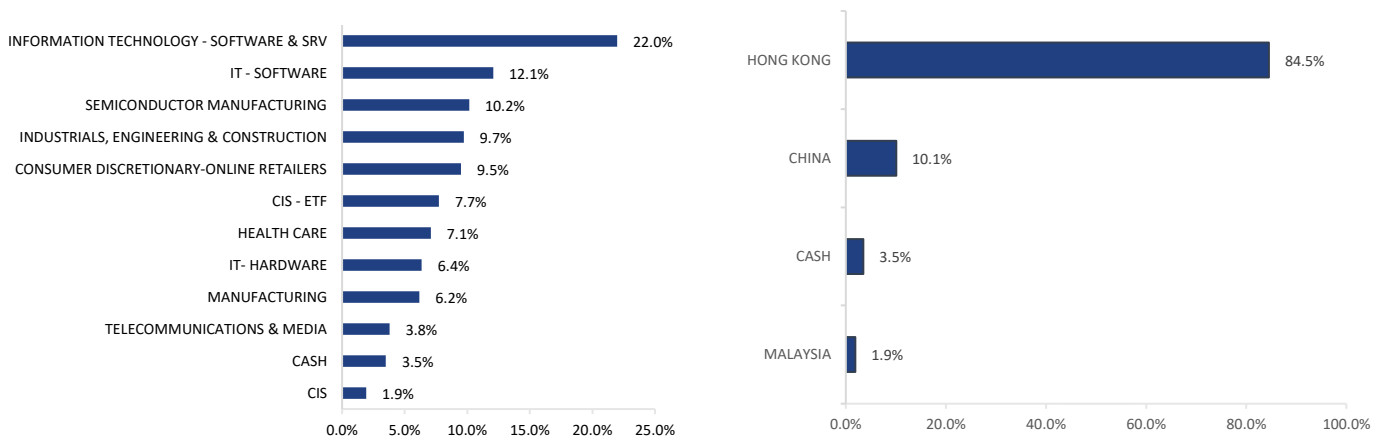
This Fund Factsheet has not been reviewed by the SC.

DISTRIBUTION HISTORY (YEARLY)

Year	Net Distribution (sen per unit)	Unit Splits
-	-	-

TOP 5 HOLDINGS (% OF NAV)

	(%)
1) Tencent Holdings Ltd	12.1
2) Contemporary Amperex Technology Co., Limited	9.7
3) Alibaba Group Holding Ltd.	9.5
4) Ubtech Robotics Corp Ltd	9.1
5) Robosense Technology Co, Ltd	8.6

ASSET, SECTOR & COUNTRY ALLOCATION (% OF NAV)

FUND MANAGER'S REPORT

Chinese and Hong Kong equity markets staged a tentative recovery in April 2026, with the CSI 300 rebounding 8.0%, the Hang Seng Index gaining 4.0% and the Hang Seng Tech Index rising 4.8% as sentiment improved on the back of ceasefire optimism and signs of easing energy stress. The month nonetheless proved volatile: a Pakistan-brokered US–Iran ceasefire initially raised hopes for the reopening of the Strait of Hormuz, only for the Islamabad talks to collapse on 12 April and Trump to impose a formal US naval blockade the following day, before Iran ultimately declared the Strait open to all shipping on 17 April. Brent crude still surged 14.8% to \$110.4 per barrel and the UAE's exit from OPEC added another layer of supply-side uncertainty. Aggressive regional rotation into the global AI semiconductor supply chain — led by Korea, Taiwan and Japan — also diverted some flows away from Greater China tech, capping the magnitude of the rebound. While supply chain normalization will take time, our strategy remains constructively long-term, supported by an accommodative monetary stance and a robust Hong Kong IPO pipeline of 488 companies—with a specific focus on the AI and healthcare technology sectors. We believe the recent volatility, especially within the high-growth tech space, has created attractive medium-term entry opportunities for patient investors as the most acute geopolitical risks begin to subside.

Based on the Fund's portfolio returns as at 31 March 2026, the Volatility Factor (VF) for this Fund is 23.3 (MYR Class & USD Class) and is classified as "Very High" (source: Lipper). "Very High" includes funds with VF that are above 14.295. The VF means there is a possibility for the Fund in generating an upside return or downside return around this VF. The Volatility Class (VC) is assigned by Lipper based on quintile ranks of VF for qualified funds. VF is subject to monthly revision and VC will be revised every six months. The Fund's portfolio may have changed since this date and there is no guarantee that the Fund will continue to have the same VF or VC in the future. Presently, only funds launched in the market for at least 36 months will display their VF and VC.

This document is prepared for information purposes only and is not intended to be an offer or invitation to subscribe or purchase of securities. The information contained herein has been obtained from sources believed in good faith to be reliable; however, no guarantee is given in its accuracy or completeness. Past performances of the Fund is not an indicative of future performance. Prices can go down as well as up and you may not get back the amount you originally invested. A copy of the Information Memorandum dated 30 September 2020 has been lodged with the Securities Commission Malaysia, who takes no responsibility for its contents. Investors are advised to read the Information Memorandum and Product Highlight Sheet before making any investment decision. The Information Memorandum and Product Highlight Sheet are available at offices of Areca Capital Sdn Bhd or its authorised distributors and investors have the right to request for a copy of the Information Memorandum and Product Highlight Sheet. Investors should also consider the fees and charges involved. The Fund may not be suitable for all and if in doubt, investors should consult a professional adviser. Where a unit split/distribution is declared, investors are advised that following the issue of additional units/distribution, the NAV per unit will be reduced from pre-unit split NAV/cum-distribution NAV to post-unit split NAV/ex-distribution NAV; and where a unit split is declared, investors should be highlighted of the fact that the value of their investment in Malaysian ringgit will remain unchanged after the distribution of the additional units.

The Manager wishes to highlight the specific risks of the Fund are interest rate risk, credit / default risk, liquidity risk and issuer risk. These risks and other general risks are elaborated in the Master Prospectus.

This Fund Factsheet is prepared for information purposes only. It does not have regard to the specific investment objectives, financial situation and the particular needs of any specific person who may receive it. Past performance is not necessarily a guide to future performance. Returns may vary from year to year.

This Fund Factsheet has not been reviewed by the SC.