

**FUND DETAILS**
**Type of Fund/Category**

Income & Growth / Wholesale Fixed Income Fund (Malaysia & Foreign Bonds)

**Launch Date**

3 January 2012

**Launch Price**

RM1.0000

**Benchmark**

Maybank's 6-month fixed deposit rate

**Fund Size (RM)**

RM104.66 million

**Units in Circulation**

77.74 million

**Management Fee**

Up to 1.25% p.a. of NAV

**Trustee Fee**

Up to 0.05% p.a. of NAV

**Entry Charge**

Up to 2% of investment amount

**Exit Fee**


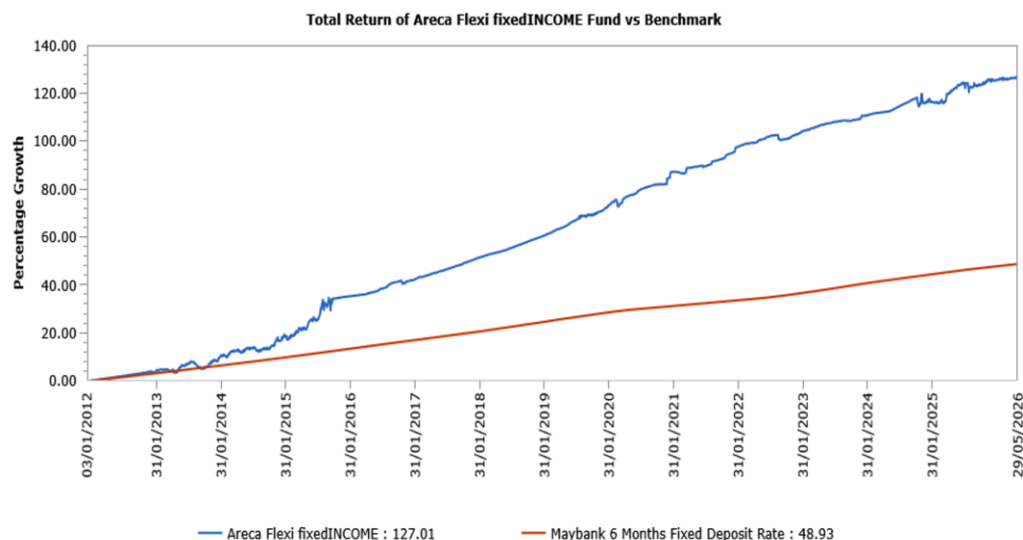
Up to 1% of the redemption amount if redemption is made on Units invested for duration of less than 12 months

**Min Initial Investment**

RM10,000 (The Manager has decided to lower the min amount stated in the Information Memorandum)

**FUND OBJECTIVE**

The Fund aim to provide Qualified Investors with relatively steady income and moderate capital appreciation over a Short to Medium-Term by investing in Fixed Income Investments.


**FUND'S PERFORMANCE COMPARED TO BENCHMARK**

**CUMULATIVE PERFORMANCE (%)**

Return	YTD	1mth	3mth	6mth	1yr	3yr	5yr	10yr	Since Launch
AFfIF	0.79	0.35	0.40	0.96	2.36	9.67	19.95	65.64	127.01
Benchmark	0.84	0.17	0.50	1.01	2.15	7.82	12.67	29.73	48.94

**YEARLY PERFORMANCE (%)**

Return	2025	2024	2023	2022	2021	2020	2019	2018	2017	2016
AFfIF	4.05	2.79	3.79	3.95	5.73	7.78	7.05	6.06	6.22	5.03
Benchmark	2.34	2.68	2.98	2.21	1.81	2.18	3.16	3.31	3.07	3.19

**ANNUALISED PERFORMANCE (%)**

Return	1 Year	3 Years	5 Years	10 Years	Since Launch
AFfIF	2.36	3.12	3.70	5.17	5.85
Benchmark	2.15	2.54	2.41	2.64	2.80

Source: Lipper. Past performance is not indicative of future performance. Investment involves risks and investor should conduct their own assessment before investing and seek professional advice, where necessary.

Based on the Fund's portfolio returns as at 30 April 2026, the Volatility Factor (VF) for this Fund is 1.6 and is classified as "Very Low" (source: Lipper). "Very Low" includes funds with VF that are above 0 but not more than 4.635. The VF means there is a possibility for the Fund in generating an upside return or downside return around this VF. The Volatility Class (VC) is assigned by Lipper based on quintile ranks of VF for qualified funds. VF is subject to monthly revision and VC will be revised every six months. The Fund's portfolio may have changed since this date and there is no guarantee that the Fund will continue to have the same VF or VC in the future. Presently, only funds launched in the market for at least 36 months will display their VF and VC.

This document is prepared for information purposes only and is not intended to be an offer or invitation to subscribe or purchase of securities. The information contained herein has been obtained from sources believed in good faith to be reliable; however, no guarantee is given in its accuracy or completeness. Past performances of the Fund is not an indicative of future performance. Prices can go down as well as up and you may not get back the amount you originally invested. A copy of the Replacement Information Memorandum dated 28 June 2019 has been lodged with the Securities Commission Malaysia, who takes no responsibility for its contents. Investors are advised to read the Information Memorandum and First Supplementary Information Memorandum and Product Highlight Sheet before making any investment decision. The Information Memorandum, First Supplementary Information Memorandum and Product Highlight Sheet are available at offices of Areca Capital Sdn Bhd or its authorised distributors and investors have the right to request for a copy of the Information Memorandum, First Supplementary Information Memorandum and Product Highlight Sheet. Investors should also consider the fees and charges involved. The Fund may not be suitable for all and if in doubt, investors should consult a professional adviser. Where a unit split/distribution is declared, investors are advised that following the issue of additional units/distribution, the NAV per unit will be reduced from pre-unit split NAV/cum-distribution NAV to post-unit split NAV/ex-distribution NAV; and where a unit split is declared, investors should be highlighted of the fact that the value of their investment in Malaysian ringgit will remain unchanged after the distribution of the additional units.

The Manager wishes to highlight the specific risks of the Fund are interest rate risk, credit / default risk, liquidity risk and issuer risk. These risks and other general risks are elaborated in the Master Prospectus.

This Fund Factsheet is prepared for information purposes only. It does not have regard to the specific investment objectives, financial situation and the particular needs of any specific person who may receive it. Past performance is not necessarily a guide to future performance. Returns may vary from year to year.

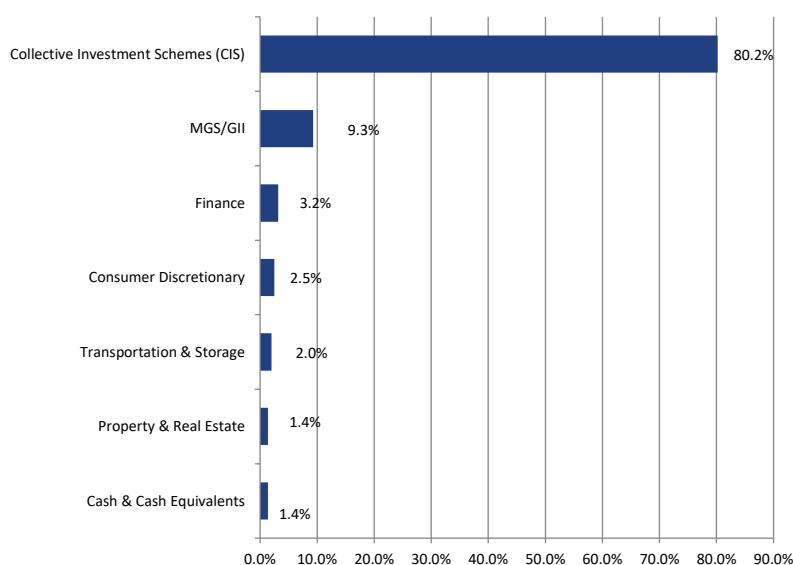
This Fund Factsheet has not been reviewed by the SC.

**DISTRIBUTION HISTORY (YEARLY)**

Year	Net Distribution (sen per unit)	Unit Splits
2017	3.00	-
2018	2.00	-
2019	2.00	-
2022	18.00	-

**TOP 5 HOLDINGS (% OF NAV)**

	(%)
1) Areca Composite Bond Fund	27.4
2) Areca Dynamic Growth Fund 9.0	20.2
3) Areca Strategic Income Fund 8.0	14.3
4) Areca Progressive Income Fund 3.0	5.0
5) MGS	4.9

**ASSET & SECTOR ALLOCATION (% OF NAV)**

**FUND MANAGER'S REPORT**

Global fixed income markets remained under pressure in May amid persistent inflation and a shift in Federal Reserve ("Fed") expectations. April inflation rose to 3.8% YoY, highest since May 2023 with elevated oil prices as a key contributor. The US economy added 115,000 jobs in April 2026 reinforcing US economic resilience. In Powell's final press conference as chair, Powell struck a measured tone but signalled the centre of the Federal Open Market Committee (FOMC) was shifting away from the easing bias. He stated that the oil-driven inflation shock "hasn't peaked yet" and that the Fed wants to see "the back side" of the energy shock before returning to rate cut. Newly appointed Kevin Warsh's as Fed Chair on 15 May added further uncertainty to the policy outlook. US Treasury yields surged, with the 10-Year reaching 4.57% and the 30-year breaching 5.09% by the third week of May. Sentiment improved later in the month following a proposed 60-day US-Iran ceasefire extension, leading to a partial retracement in yields to 4.447% and 4.973% respectively, though the broader inflation backdrop remained unsettled.

Malaysia's domestic fundamentals remained broadly stable amid external volatility. The unemployment rate held at 2.9%, manufacturing Purchasing Managers' Index (PMI) rose to a four-year high of 51.6 and Overnight Policy Rate (OPR) is maintained at 2.75%. April export rose 36.9% Year-On-Year to RM182.74 billion, driven by a strong 46.4% expansion in Electrical & Electronics. However, declining capital and intermediate goods imports suggested potential moderation risks ahead. April inflation edged higher to 1.9%, with transport costs climbing 4.1%. Malaysian Government Securities (MGS) yields trended higher through most of May. The 10-year MGS rose from 3.55% to a peak of 3.60% before easing to 3.57% by month-end on ceasefire optimism. Foreign flows turned cautious, with weekly government bond outflows of RM2.7 billion widening to RM3.6 billion by month-end, reflecting broader emerging markets risk-off sentiment.

Based on the Fund's portfolio returns as at 30 April 2026, the Volatility Factor (VF) for this Fund is 1.6 and is classified as "Very Low" (source: Lipper). "Very Low" includes funds with VF that are above 0 but not more than 4.635. The VF means there is a possibility for the Fund in generating an upside return or downside return around this VF. The Volatility Class (VC) is assigned by Lipper based on quintile ranks of VF for qualified funds. VF is subject to monthly revision and VC will be revised every six months. The Fund's portfolio may have changed since this date and there is no guarantee that the Fund will continue to have the same VF or VC in the future. Presently, only funds launched in the market for at least 36 months will display their VF and VC.

This document is prepared for information purposes only and is not intended to be an offer or invitation to subscribe or purchase of securities. The information contained herein has been obtained from sources believed in good faith to be reliable; however, no guarantee is given in its accuracy or completeness. Past performances of the Fund is not an indicative of future performance. Prices can go down as well as up and you may not get back the amount you originally invested. A copy of the Replacement Information Memorandum dated 28 June 2019 has been lodged with the Securities Commission Malaysia, who takes no responsibility for its contents. Investors are advised to read the Information Memorandum and First Supplementary Information Memorandum and Product Highlight Sheet before making any investment decision. The Information Memorandum, First Supplementary Information Memorandum and Product Highlight Sheet are available at offices of Areca Capital Sdn Bhd or its authorised distributors and investors have the right to request for a copy of the Information Memorandum, First Supplementary Information Memorandum and Product Highlight Sheet. Investors should also consider the fees and charges involved. The Fund may not be suitable for all and if in doubt, investors should consult a professional adviser. Where a unit split/distribution is declared, investors are advised that following the issue of additional units/distribution, the NAV per unit will be reduced from pre-unit split NAV/cum-distribution NAV to post-unit split NAV/ex-distribution NAV; and where a unit split is declared, investors should be highlighted of the fact that the value of their investment in Malaysian ringgit will remain unchanged after the distribution of the additional units.

The Manager wishes to highlight the specific risks of the Fund are interest rate risk, credit / default risk, liquidity risk and issuer risk. These risks and other general risks are elaborated in the Master Prospectus.

This Fund Factsheet is prepared for information purposes only. It does not have regard to the specific investment objectives, financial situation and the particular needs of any specific person who may receive it. Past performance is not necessarily a guide to future performance. Returns may vary from year to year.

This Fund Factsheet has not been reviewed by the SC.