

FUND DETAILS
Type of Fund/Category

 Income & Growth /
(Malaysia Bond & Malaysia
Equity)

Launch Date

30 July 2007

Launch Price

RM0.5000

Benchmark

 Maybank's 12-month fixed
deposit rate

Fund Size (RM)

RM16.25 million

Units in Circulation

23.02 million

Management Fee

1.40% p.a. of NAV

Trustee Fee

0.08% p.a. of NAV

Entry Charge

 Up to 1% of investment
amount

Exit Fee

Nil

Switching Fee

N/A

Min Initial Investment


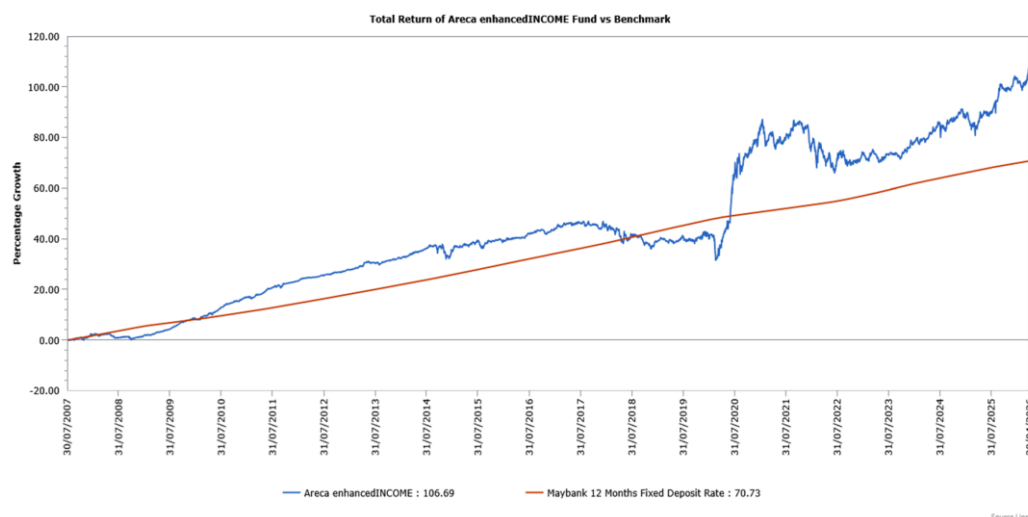
 RM10,000 or such other
limit as decided by the
Manager.

Min Additional Investment

 RM1,000 or such other limit
as decided by the Manager.

FUND OBJECTIVE

To provide long term investors with high level of income stream and an opportunity for capital appreciation. To achieve this objective, the Fund will invest in Fixed Income Securities with relatively high level of yield


FUND'S PERFORMANCE COMPARED TO BENCHMARK

CUMULATIVE PERFORMANCE (%)

Return	YTD	1mth	3mth	6mth	1yr	3yr	5yr	10yr	Since Launch
AeIF	3.22	2.60	1.64	3.98	11.34	19.24	14.02	47.21	106.69
Benchmark	0.67	0.16	0.50	1.02	2.20	7.97	12.80	30.21	70.73

YEARLY PERFORMANCE (%)

Return	2025	2024	2023	2022	2021	2020	2019	2018	2017	2016
AeIF	4.80	8.55	2.80	-7.26	3.22	26.27	3.42	-5.09	0.98	2.16
Benchmark	2.35	2.70	3.01	2.24	1.85	2.21	3.19	3.33	3.10	3.21

ANNUALISED PERFORMANCE (%)

Return	1 Year	3 Years	5 Years	10 Years	Since Launch
AeIF	11.34	6.03	2.66	3.94	3.95
Benchmark	2.20	2.59	2.44	2.67	2.89

Source: Lipper. Past performance is not indicative of future performance. Investment involves risks and investor should conduct their own assessment before investing and seek professional advice, where necessary.

Based on the Fund's portfolio returns as at 31 March 2026, the Volatility Factor (VF) for this Fund is 3.6 and is classified as "Very Low" (source: Lipper). "Very Low" includes funds with VF that are above 0 but not more than 4.37. The VF means there is a possibility for the Fund in generating an upside return or downside return around this VF. The Volatility Class (VC) is assigned by Lipper based on quintile ranks of VF for qualified funds. VF is subject to monthly revision and VC will be revised every six months. The Fund's portfolio may have changed since this date and there is no guarantee that the Fund will continue to have the same VF or VC in the future. Presently, only funds launched in the market for at least 36 months will display their VF and VC.

This document is prepared for information purposes only and is not intended to be an offer or invitation to subscribe or purchase of securities. The information contained herein has been obtained from sources believed in good faith to be reliable; however, no guarantee is given in its accuracy or completeness. Past performances of the Fund is not an indicative of future performance. Prices can go down as well as up and you may not get back the amount you originally invested. A copy of the Master Prospectus dated 19 December 2022 and the First Supplemental Master Prospectus dated 01 July 2025 have been registered with the Securities Commission Malaysia, who takes no responsibility for its contents. Investors are advised to read the Master Prospectus and the First Supplemental Master Prospectus and Product Highlight Sheet before making any investment decision. The Master Prospectus and the First Supplemental Master Prospectus and Product Highlight Sheet are available at offices of Areca Capital Sdn Bhd or its authorised distributors and investors have the right to request for a copy of the Master Prospectus and the First Supplemental Master Prospectus and Product Highlight Sheet. Investors should also consider the fees and charges involved. The Fund may not be suitable for all and if in doubt, investors should consult a professional adviser. Where a unit split/distribution is declared, investors are advised that following the issue of additional units/distribution, the NAV per unit will be reduced from pre-unit split NAV/cum-distribution NAV to post-unit split NAV/ex-distribution NAV; and where a unit split is declared, investors should be highlighted of the fact that the value of their investment in Malaysian ringgit will remain unchanged after the distribution of the additional units.

The Manager wishes to highlight the specific risks of the Fund are interest rate risk, credit / default risk, liquidity risk and issuer risk. These risks and other general risks are elaborated in the Master Prospectus.

This Fund Factsheet is prepared for information purposes only. It does not have regard to the specific investment objectives, financial situation and the particular needs of any specific person who may receive it. Past performance is not necessarily a guide to future performance. Returns may vary from year to year.

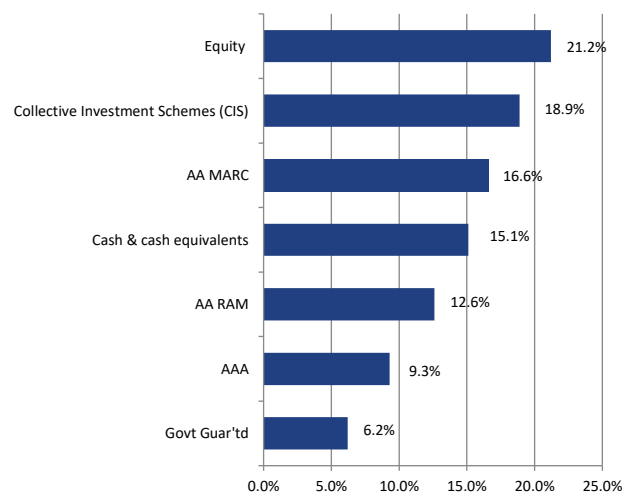
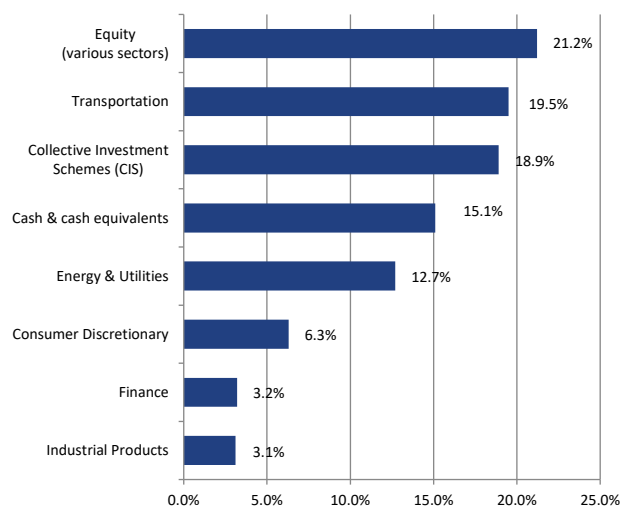
This Fund Factsheet has not been reviewed by the SC.

DISTRIBUTION HISTORY (YEARLY)

Year	Net Distribution (sen per unit)	Unit Splits
2013	2.25	-
2014	0.80	-
2015	0.80	-
2016	2.50	-

**TOP 5 HOLDINGS OF BONDS AND EQUITIES
(% OF NAV)**

	(%)
1) Amanat Lebuhraya Rakyat Berhad	6.5
2) KAJV IMTN	6.4
3) YTL Power International Berhad	6.3
4) GENM Capital Berhad	6.3
5) Malaysia Rail Link Sdn Bhd	6.1

ASSET, SECTOR ALLOCATION & CREDIT RATING (% OF NAV)

FUND MANAGER'S REPORT

The US economy grew at an annualised 2.0% in Q1 2026, though the headline figure masked underlying weakness as consumer spending slowed and a surge in imports dragged on overall growth. The unemployment rate edged down to 4.3%, but the improvement was illusory as total employment fell by 64,000 and the labour force shrank by 396,000, pushing the participation rate to 61.9%. Inflation surged to 3.3% in March, driven by a 10.9% spike in energy costs as the Iran war sent gasoline prices soaring 21.2% in one month. US Treasury yields rose, with the 10-year consolidating near 4.4% and the 30-Year briefly touching 5% as oil prices peaked at USD126 per barrel. This reinforced the higher-for-longer narrative with markets having largely pricing out Federal Reserve ("Fed") cuts through 2026. In April, Fed held rates unchanged at 3.50%–3.75%.

Malaysia's economy by contrast remained resilient in Q1 2026, with advance Gross Domestic Product (GDP) growth estimated at 6.3%. Malaysia's Producer Price Index (PPI) turned positive for the first time since February 2025 rebounding to 1.1%, signalling building upstream cost pressures even as Consumer Price Index (CPI) is projected at 2.1%. This resilience was further reinforced by S&P's positive rating outlook, providing an additional sentiment anchor. Malaysian Government Securities (MGS) yields broadly rallied, with the 10-Year declined 8 basis points (bps) to 3.56% and the 5-Year yield at 3.35% (-11 bps), supported by a firmer ringgit and sustained foreign inflows that lifted non-resident MGS holdings to 21.5%. Domestic economic remained well supported by liquidity, total money supply (M3) was at 22-month high of 5.5% and at a loan growth of 5.4%. Bank Negara is expected to hold the Overnight Policy Rate (OPR) at 2.75% throughout 2026.

Based on the Fund's portfolio returns as at 31 March 2026, the Volatility Factor (VF) for this Fund is 3.6 and is classified as "Very Low" (source: Lipper). "Very Low" includes funds with VF that are above 0 but not more than 4.37. The VF means there is a possibility for the Fund in generating an upside return or downside return around this VF. The Volatility Class (VC) is assigned by Lipper based on quintile ranks of VF for qualified funds. VF is subject to monthly revision and VC will be revised every six months. The Fund's portfolio may have changed since this date and there is no guarantee that the Fund will continue to have the same VF or VC in the future. Presently, only funds launched in the market for at least 36 months will display their VF and VC.

This document is prepared for information purposes only and is not intended to be an offer or invitation to subscribe or purchase of securities. The information contained herein has been obtained from sources believed in good faith to be reliable; however, no guarantee is given in its accuracy or completeness. Past performances of the Fund is not an indicative of future performance. Prices can go down as well as up and you may not get back the amount you originally invested. A copy of the Master Prospectus dated 19 December 2022 and the First Supplemental Master Prospectus dated 01 July 2025 have been registered with the Securities Commission Malaysia, who takes no responsibility for its contents. Investors are advised to read the Master Prospectus and the First Supplemental Master Prospectus and Product Highlight Sheet before making any investment decision. The Master Prospectus and the First Supplemental Master Prospectus and Product Highlight Sheet are available at offices of Areca Capital Sdn Bhd or its authorised distributors and investors have the right to request for a copy of the Master Prospectus and the First Supplemental Master Prospectus and Product Highlight Sheet. Investors should also consider the fees and charges involved. The Fund may not be suitable for all and if in doubt, investors should consult a professional adviser. Where a unit split/distribution is declared, investors are advised that following the issue of additional units/distribution, the NAV per unit will be reduced from pre-unit split NAV/cum-distribution NAV to post-unit split NAV/ex-distribution NAV; and where a unit split is declared, investors should be highlighted of the fact that the value of their investment in Malaysian ringgit will remain unchanged after the distribution of the additional units.

The Manager wishes to highlight the specific risks of the Fund are interest rate risk, credit / default risk, liquidity risk and issuer risk. These risks and other general risks are elaborated in the Master Prospectus.

This Fund Factsheet is prepared for information purposes only. It does not have regard to the specific investment objectives, financial situation and the particular needs of any specific person who may receive it. Past performance is not necessarily a guide to future performance. Returns may vary from year to year.

This Fund Factsheet has not been reviewed by the SC.