

**FUND DETAILS**

**Type of Fund/Category**  
Growth / (Malaysia Equity)

**Launch Date**  
23 April 2007

**Launch Price**  
RM0.5000

**Benchmark**  
Average Returns of the funds under “Equity Malaysia” Non-Islamic category

**Fund Size (RM)**  
RM329.90 million

**Units in Circulation**  
526.35 million

**Management Fee**  
Up to 1.90% p.a. of NAV

**Trustee Fee**  
Up to 0.08% p.a. of NAV

**Entry Charge**  
Up to 3% of the amount invested

**Exit Fee**  
Nil


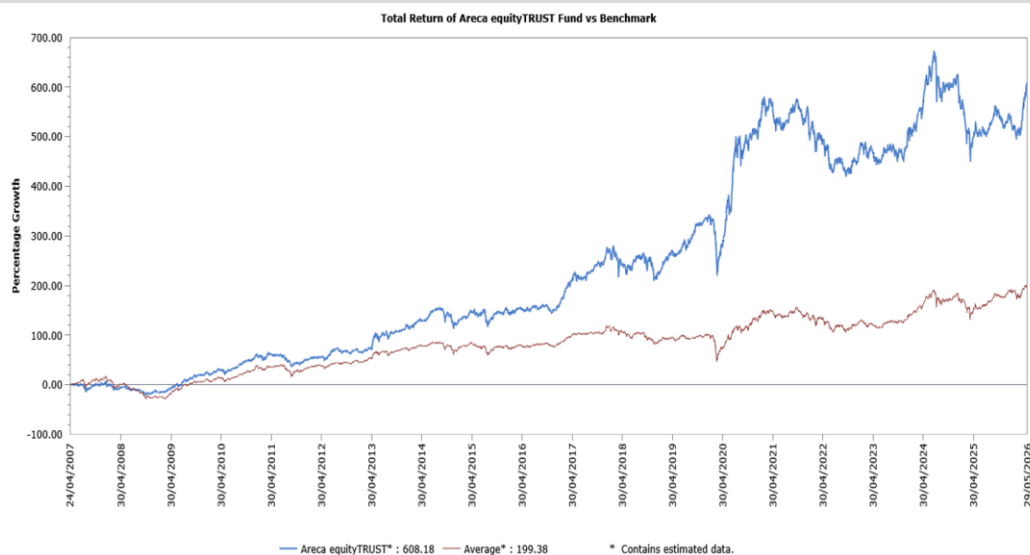
**Switching Fee**  
Nil

**Min Initial Investment**  
RM10,000 or such other limit as decided by the Manager.

**Min Additional Investment**  
RM1,000 or such other limit as decided by the Manager.

**FUND OBJECTIVE**

To provide investors with medium to long term capital growth. To achieve this objective, the Fund will invest primarily (with at least two third of its assets) in equities and equity-related securities.


**FUND'S PERFORMANCE COMPARED TO BENCHMARK**

**CUMULATIVE PERFORMANCE (%)**

Return	YTD	1mth	3mth	6mth	1yr	3yr	5yr	10yr	Since Launch
AeTF	12.49	7.64	14.86	13.14	17.51	27.92	12.90	183.61	608.18
Benchmark	6.26	3.21	5.43	8.67	18.07	39.78	28.34	75.73	199.38

**YEARLY PERFORMANCE (%)**

Return	2025	2024	2023	2022	2021	2020	2019	2018	2017	2016
AeTF	-12.72	24.96	5.21	-16.34	7.36	40.72	35.68	-11.63	44.30	-0.67
Benchmark	0.07	21.61	4.76	-9.16	5.16	18.48	6.24	-11.56	17.03	-1.36

**ANNUALISED PERFORMANCE (%)**

Return	1 Year	3 Years	5 Years	10 Years	Since Launch
AeTF	17.51	8.55	2.46	10.98	10.78
Benchmark	18.07	11.65	4.97	5.52	5.53

Source: Lipper. Past performance is not indicative of future performance. Investment involves risks and investor should conduct their own assessment before investing and seek professional advice, where necessary.

Based on the Fund's portfolio returns as at 30 April 2026, the Volatility Factor (VF) for this Fund is 12.8 and is classified as “High” (source: Lipper). “High” includes funds with VF that are above 11.775 but not more than 15.965. The VF means there is a possibility for the Fund in generating an upside return or downside return around this VF. The Volatility Class (VC) is assigned by Lipper based on quintile ranks of VF for qualified funds. VF is subject to monthly revision and VC will be revised every six months. The Fund's portfolio may have changed since this date and there is no guarantee that the Fund will continue to have the same VF or VC in the future. Presently, only funds launched in the market for at least 36 months will display the VF and its VC.

This document is prepared for information purposes only and is not intended to be an offer or invitation to subscribe or purchase of securities. The information contained herein has been obtained from sources believed in good faith to be reliable; however, no guarantee is given in its accuracy or completeness. Past performances of the Fund is not an indicative of future performance. Prices can go down as well as up and you may not get back the amount you originally invested. A copy of the Master Prospectus dated 19 December 2022 and the First Supplemental Master Prospectus dated 01 July 2025 have been registered with the Securities Commission Malaysia, who takes no responsibility for its contents. Investors are advised to read the Master Prospectus and the First Supplemental Master Prospectus and Product Highlight Sheet before making any investment decision. The Master Prospectus and the First Supplemental Master Prospectus and Product Highlight Sheet are available at offices of Areca Capital Sdn Bhd or its authorised distributors and investors have the right to request for a copy of the Master Prospectus and the First Supplemental Master Prospectus and Product Highlight Sheet. Investors should also consider the fees and charges involved. The Fund may not be suitable for all and if in doubt, investors should consult a professional adviser. Where a unit split/distribution is declared, investors are advised that following the issue of additional units/distribution, the NAV per unit will be reduced from pre-unit split NAV/cum-distribution NAV to post-unit split NAV/ex-distribution NAV; and where a unit split is declared, investors should be highlighted of the fact that the value of their investment in Malaysian ringgit will remain unchanged after the distribution of the additional units.

The Manager wishes to highlight the specific risks of the Fund are interest rate risk, credit / default risk, liquidity risk and issuer risk. These risks and other general risks are elaborated in the Master Prospectus.

This Fund Factsheet is prepared for information purposes only. It does not have regard to the specific investment objectives, financial situation and the particular needs of any specific person who may receive it. Past performance is not necessarily a guide to future performance. Returns may vary from year to year.

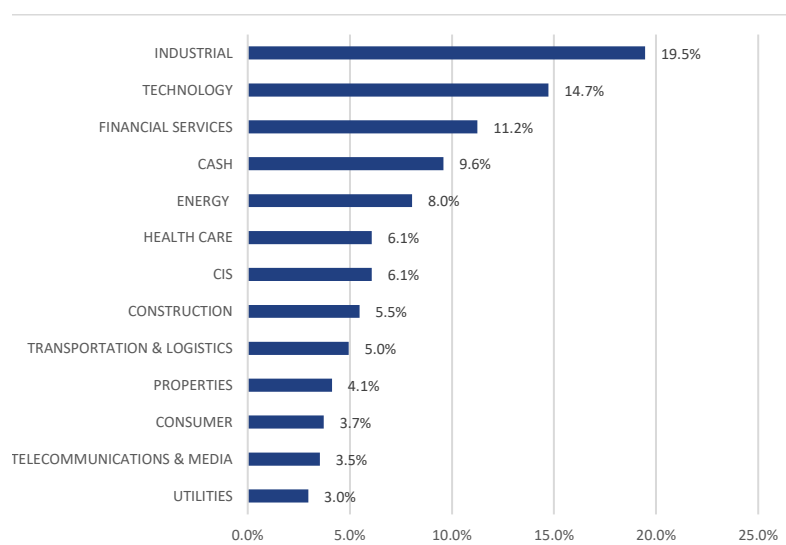
This Fund Factsheet has not been reviewed by the SC.

**DISTRIBUTION HISTORY (YEARLY)**

Year	Net Distribution (sen per unit)	Unit Splits
2020	7.50	
2021	4.00	
2024	5.00	
2025	2.00	

**TOP 5 HOLDINGS OF EQUITIES (% OF NAV)**

	(%)
1) CIMB Group Holdings Berhad	9.2
2) MISC Bhd	5.0
3) Vitrox Corporation Bhd	4.0
4) Sunway Healthcare Holdings Berhad	4.0
5) Sunway Berhad	3.6

**ASSET & SECTOR ALLOCATION (% OF NAV)**

**FUND MANAGER'S REPORT**

The FBM KLCI declined 2.3% in May 2026 to close at 1,683 points, while the broader FBM Emas Index fell 1.1% to 12,580 points. The FBM Small Cap Index also eased 1.0% to 15,461 points.

Malaysian equities weakened during the month amid renewed foreign selling, softer-than-expected 1Q26 corporate earnings, and escalating geopolitical tensions in the Middle East. Foreign investors turned net sellers, recording net outflows of RM3.7 billion (April 2026: net inflows of RM241 million), making them the sole net sellers during the month. Investor sentiment was further weighed down by concerns over a potential snap general election following remarks by Prime Minister Anwar regarding the possibility of an early poll should divisions within the ruling coalition intensify. The end-May MSCI index rebalancing also contributed to heightened market volatility and foreign outflows.

On the economic front, Malaysia's GDP expanded by 5.4% in 1Q26, slightly ahead of consensus expectations, supported by resilient domestic demand and continued strength in external trade. Exports rose 36.9% year-on-year in May to a record high, led by robust demand for electrical and electronic products. Meanwhile, the government indicated that Budget 2027 would prioritise fiscal discipline and prudent spending amid heightened geopolitical and economic uncertainties.

We remain optimistic for 2026. Portfolios stay anchored in domestic recovery sectors—consumer, construction, and utilities—while selectively allocating to future-ready themes such as AI, semiconductors, and data centres. The fund has also tactically positioned on energy names amid the US-Iran tensions. Valuations remain compelling, with the FBM KLCI trading at ~14x PER, still below its long-term average.

Based on the Fund's portfolio returns as at 30 April 2026, the Volatility Factor (VF) for this Fund is 12.8 and is classified as "High" (source: Lipper). "High" includes funds with VF that are above 11.775 but not more than 15.965. The VF means there is a possibility for the Fund in generating an upside return or downside return around this VF. The Volatility Class (VC) is assigned by Lipper based on quintile ranks of VF for qualified funds. VF is subject to monthly revision and VC will be revised every six months. The Fund's portfolio may have changed since this date and there is no guarantee that the Fund will continue to have the same VF or VC in the future. Presently, only funds launched in the market for at least 36 months will display the VF and its VC.

This document is prepared for information purposes only and is not intended to be an offer or invitation to subscribe or purchase of securities. The information contained herein has been obtained from sources believed in good faith to be reliable; however, no guarantee is given in its accuracy or completeness. Past performances of the Fund is not an indicative of future performance. Prices can go down as well as up and you may not get back the amount you originally invested. A copy of the Master Prospectus dated 19 December 2022 and the First Supplemental Master Prospectus dated 01 July 2025 have been registered with the Securities Commission Malaysia, who takes no responsibility for its contents. Investors are advised to read the Master Prospectus and the First Supplemental Master Prospectus and Product Highlight Sheet before making any investment decision. The Master Prospectus and the First Supplemental Master Prospectus and Product Highlight Sheet are available at offices of Areca Capital Sdn Bhd or its authorised distributors and investors have the right to request for a copy of the Master Prospectus and the First Supplemental Master Prospectus and Product Highlight Sheet. Investors should also consider the fees and charges involved. The Fund may not be suitable for all and if in doubt, investors should consult a professional adviser. Where a unit split/distribution is declared, investors are advised that following the issue of additional units/distribution, the NAV per unit will be reduced from pre-unit split NAV/cum-distribution NAV to post-unit split NAV/ex-distribution NAV; and where a unit split is declared, investors should be highlighted of the fact that the value of their investment in Malaysian ringgit will remain unchanged after the distribution of the additional units.

The Manager wishes to highlight the specific risks of the Fund are interest rate risk, credit / default risk, liquidity risk and issuer risk. These risks and other general risks are elaborated in the Master Prospectus.

This Fund Factsheet is prepared for information purposes only. It does not have regard to the specific investment objectives, financial situation and the particular needs of any specific person who may receive it. Past performance is not necessarily a guide to future performance. Returns may vary from year to year.

This Fund Factsheet has not been reviewed by the SC.