

## FUND DETAILS

### Type of Fund/Category

Income / (Malaysia Bond)

### Launch Date

23 April 2007

### Launch Price

RM0.5000

### Benchmark

Maybank's 6-month fixed deposit rate

### Fund Size (RM)

RM189.46 million

### Units in Circulation

283.64 million

### Management Fee

Up to 1.00% p.a. of NAV

### Trustee Fee

Up to 0.08% p.a. of NAV

### Entry Charge

Up to 3% of the amount invested

### Exit Fee

Nil

### Switching Fee

Nil

### Min Initial Investment

RM10,000 or such other limit as decided by the Manager.

### Min Additional Investment

RM1,000 or such other limit as decided by the Manager.

### Portfolio Modified

#### Duration

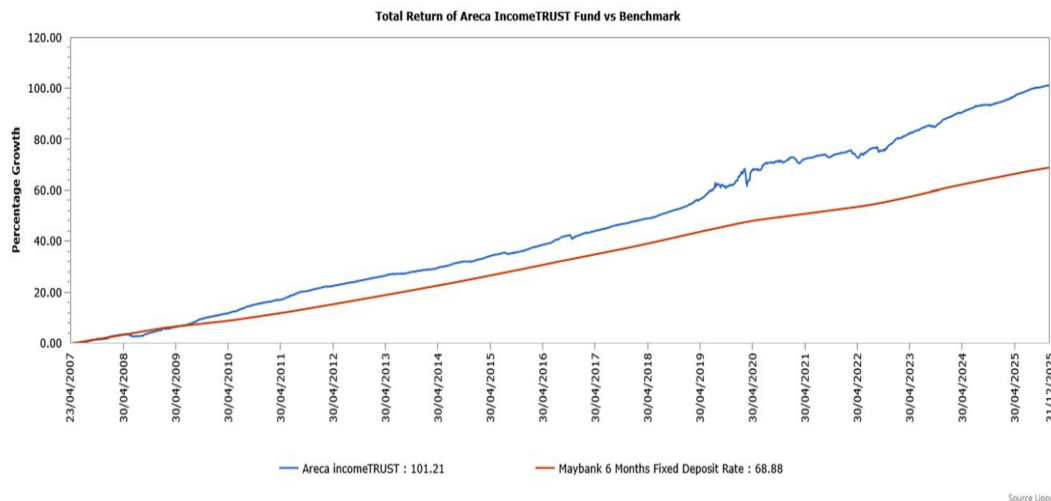
2.22 years

## FUND OBJECTIVE

To provide investors with short to medium term capital preservation and a regular income. The Fund will invest primarily (with at least two third of its assets) in Fixed Income Securities and Money Market Instruments predominantly with a minimum credit rating of 'A3' by RAM or such equivalent rating by other rating agencies.



## FUND'S PERFORMANCE COMPARED TO BENCHMARK



## CUMULATIVE PERFORMANCE (%)

Return	YTD	1mth	3mth	6mth	1yr	3yr	5yr	10yr	Since Launch
A/TF	3.63	0.23	0.53	1.44	3.63	12.84	17.11	47.11	101.21
Benchmark	2.34	0.17	0.52	1.10	2.34	8.18	12.57	30.39	68.88

## YEARLY PERFORMANCE (%)

Return	2024	2023	2022	2021	2020	2019	2018	2017	2016	2015
A/TF	3.38	5.32	2.21	1.54	5.61	6.10	3.91	3.71	4.01	3.28
Benchmark	2.68	2.98	2.21	1.81	2.18	3.16	3.31	3.07	3.19	3.27

## ANNUALISED PERFORMANCE (%)

Return	1 Year	3 Years	5 Years	10 Years	Since Launch
A/TF	3.63	4.10	3.21	3.93	3.81
Benchmark	2.34	2.65	2.40	2.69	2.84

Source: Lipper. Past performance is not indicative of future performance. Investment involves risks and investor should conduct their own assessment before investing and seek professional advice, where necessary.

Based on the Fund's portfolio returns as at 30 November 2025, the Volatility Factor (VF) for this Fund is 0.8 and is classified as "Very Low" (source: Lipper). "Very Low" includes funds with VF that are above 0 but not more than 4.195. The VF means there is a possibility for the Fund in generating an upside return or downside return around this VF. The Volatility Class (VC) is assigned by Lipper based on quintile ranks of VF for qualified funds. VF is subject to monthly revision and VC will be revised every six months. The Fund's portfolio may have changed since this date and there is no guarantee that the Fund will continue to have the same VF or VC in the future. Presently, only funds launched in the market for at least 36 months will display their VF and VC.

This document is prepared for information purposes only and is not intended to be an offer or invitation to subscribe or purchase of securities. The information contained herein has been obtained from sources believed in good faith to be reliable; however, no guarantee is given in its accuracy or completeness. Past performances of the Fund is not an indicative of future performance. Prices can go down as well as up and you may not get back the amount you originally invested. A copy of the Master Prospectus dated 19 December 2022 and the First Supplemental Master Prospectus dated 01 July 2025 have been registered with the Securities Commission Malaysia, who takes no responsibility for its contents. Investors are advised to read the Master Prospectus and the First Supplemental Master Prospectus and Product Highlight Sheet before making any investment decision. The Master Prospectus and the First Supplemental Master Prospectus and Product Highlight Sheet are available at offices of Areca Capital Sdn Bhd or its authorised distributors and investors have the right to request for a copy of the Master Prospectus and the First Supplemental Master Prospectus and Product Highlight Sheet. Investors should also consider the fees and charges involved. The Fund may not be suitable for all and if in doubt, investors should consult a professional adviser. Where a unit split/distribution is declared, investors are advised that following the issue of additional units/distribution, the NAV per unit will be reduced from pre-unit split NAV/cum-distribution NAV to post-unit split NAV/ex-distribution NAV; and where a unit split is declared, investors should be highlighted of the fact that the value of their investment in Malaysian ringgit will remain unchanged after the distribution of the additional units.

The Manager wishes to highlight the specific risks of the Fund are interest rate risk, credit / default risk, liquidity risk and issuer risk. These risks and other general risks are elaborated in the Master Prospectus.

This Fund Factsheet is prepared for information purposes only. It does not have regard to the specific investment objectives, financial situation and the particular needs of any specific person who may receive it. Past performance is not necessarily a guide to future performance. Returns may vary from year to year.

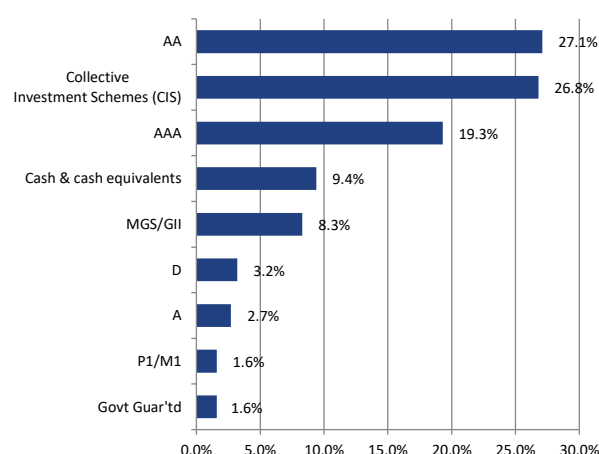
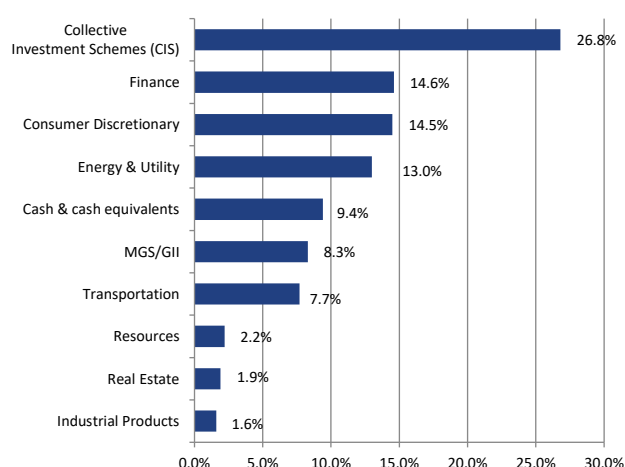
This Fund Factsheet has not been reviewed by the SC.

**DISTRIBUTION HISTORY (YEARLY)**

Year	Net Distribution (sen per unit)	Unit Splits
2015	0.50	2:100
2016	2.13	-
2017	1.00	-
2019	2.00	-

**TOP 5 HOLDINGS OF BONDS (% OF NAV)**

	(%)
1) GII Murabahah	5.5
2) Genting Malaysia Berhad	3.8
3) BSN IMTN	3.7
4) Menara ABS Berhad	3.2
5) Petroleum Sarawak E&P Sdn Bhd	2.8

**ASSET, SECTOR ALLOCATION & CREDIT RATING (% OF NAV)**

**FUND MANAGER'S REPORT**

Global economic performance was divergent in December 2025, reflecting contrasting central bank policies and uneven growth across major regions. In the United States, the Fed cut its benchmark rate by 25 basis points (bps) to 3.5–3.75%, citing slower job creation and rising unemployment. Treasury yields moved unevenly, with the 10-year treasury yields higher by 13.75 bps to 4.13% and the 2-year treasury yields rising 4 bps to 3.50%, as market reacted to hawkish signals from Fed officials, including Williams' comments that there is no urgency to cut rates further. The Fed also resumed Treasury bill purchases to rebuild bank reserves to support liquidity. US growth is projected to stabilise in 2026 as we expect global economic growth to moderate with the world's Gross Domestic Product (GDP) expanding at 2.8%. Meanwhile, Bank of Japan raised short-term rates to 0.75%, its highest since 1995, amid steady inflation and wage growth. In contrast, China maintained moderately loose policy to support credit, consumption, and its 5% growth target. Major economies ended the year with varying policy stances and growth signals across regions.

Domestically, Malaysia's economy remained resilience, reflected across key sectors. Domestic-oriented manufacturing eased to 4.9%, supported by growth in food & beverage and pharmaceuticals, offsetting weakness in motor vehicles. Export-oriented clusters strengthened to 7.2%, led by Electrical & Electronics and Machinery & Equipment. Headline inflation edged up to 1.4%, while core inflation stayed at 2.2%. In the bond market, 10-year Malaysian Government Securities (MGS) yields rose by 9.90 bps to 3.814% likely due to lower trading volume. With resilient growth, low and stable inflation rate, Bank Negara Malaysia is expected to maintain its Overnight Policy Rate at the level of 2.75% for now. Overall, steady fundamentals and a resilient currency underpin the domestic economy and performance of the local bonds.

Based on the Fund's portfolio returns as at 30 November 2025, the Volatility Factor (VF) for this Fund is 0.8 and is classified as "Very Low" (source: Lipper). "Very Low" includes funds with VF that are above 0 but not more than 4.195. The VF means there is a possibility for the Fund in generating an upside return or downside return around this VF. The Volatility Class (VC) is assigned by Lipper based on quintile ranks of VF for qualified funds. VF is subject to monthly revision and VC will be revised every six months. The Fund's portfolio may have changed since this date and there is no guarantee that the Fund will continue to have the same VF or VC in the future. Presently, only funds launched in the market for at least 36 months will display their VF and VC.

This document is prepared for information purposes only and is not intended to be an offer or invitation to subscribe or purchase of securities. The information contained herein has been obtained from sources believed in good faith to be reliable; however, no guarantee is given in its accuracy or completeness. Past performances of the Fund is not an indicative of future performance. Prices can go down as well as up and you may not get back the amount you originally invested. A copy of the Master Prospectus dated 19 December 2022 and the First Supplemental Master Prospectus dated 01 July 2025 have been registered with the Securities Commission Malaysia, who takes no responsibility for its contents. Investors are advised to read the Master Prospectus and the First Supplemental Master Prospectus and Product Highlight Sheet before making any investment decision. The Master Prospectus and the First Supplemental Master Prospectus and Product Highlight Sheet are available at offices of Areca Capital Sdn Bhd or its authorised distributors and investors have the right to request for a copy of the Master Prospectus and the First Supplemental Master Prospectus and Product Highlight Sheet. Investors should also consider the fees and charges involved. The Fund may not be suitable for all and if in doubt, investors should consult a professional adviser. Where a unit split/distribution is declared, investors are advised that following the issue of additional units/distribution, the NAV per unit will be reduced from pre-unit split NAV/cum-distribution NAV to post-unit split NAV/ex-distribution NAV; and where a unit split is declared, investors should be highlighted of the fact that the value of their investment in Malaysian ringgit will remain unchanged after the distribution of the additional units.

The Manager wishes to highlight the specific risks of the Fund are interest rate risk, credit / default risk, liquidity risk and issuer risk. These risks and other general risks are elaborated in the Master Prospectus.

This Fund Factsheet is prepared for information purposes only. It does not have regard to the specific investment objectives, financial situation and the particular needs of any specific person who may receive it. Past performance is not necessarily a guide to future performance. Returns may vary from year to year.

This Fund Factsheet has not been reviewed by the SC.