

## FUND DETAILS

### Type of Fund/Category

Income / (Malaysia Bond)

### Launch Date

23 April 2007

### Launch Price

RM0.5000

### Benchmark

Maybank's 6-month fixed deposit rate

### Fund Size (RM)

RM176.44 million

### Units in Circulation

267.96 million

### Management Fee

Up to 1.00% p.a. of NAV

### Trustee Fee

Up to 0.08% p.a. of NAV

### Entry Charge

Up to 3% of the amount invested

### Exit Fee

Nil

### Switching Fee

Nil

### Min Initial Investment

RM10,000 or such other limit as decided by the Manager.

### Min Additional Investment

RM1,000 or such other limit as decided by the Manager.

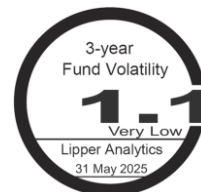
### Portfolio Modified

### Duration

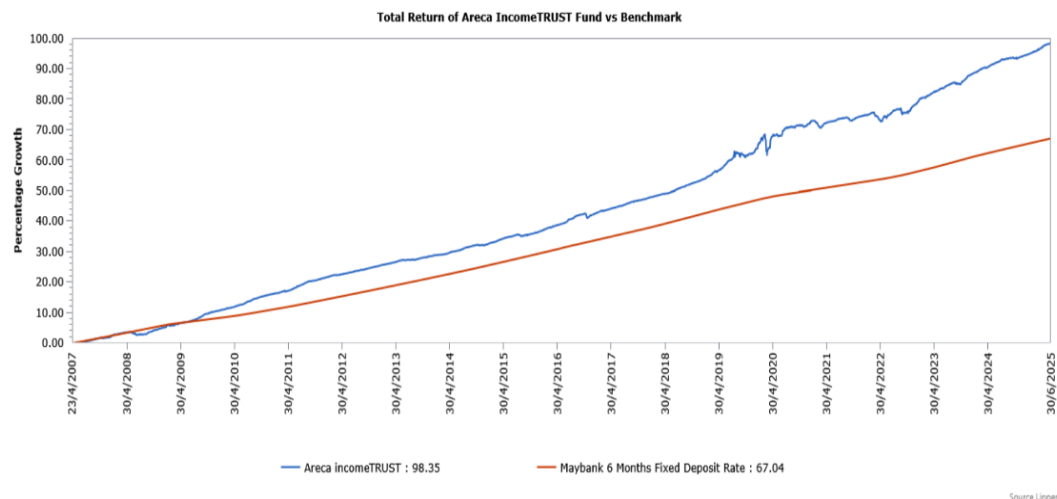
2.56 years

## FUND OBJECTIVE

To provide investors with short to medium term capital preservation and a regular income. The Fund will invest primarily (with at least two third of its assets) in Fixed Income Securities and Money Market Instruments predominantly with a minimum credit rating of 'A3' by RAM or such equivalent rating by other rating agencies.



## FUND'S PERFORMANCE COMPARED TO BENCHMARK



## CUMULATIVE PERFORMANCE (%)

Return	YTD	1mth	3mth	6mth	1yr	3yr	5yr	10yr	Since Launch
A/TF	2.16	0.27	1.31	2.16	3.33	13.57	18.03	46.79	98.35
Benchmark	1.23	0.20	0.61	1.23	2.53	8.37	12.36	31.08	67.04

## YEARLY PERFORMANCE (%)

Return	2024	2023	2022	2021	2020	2019	2018	2017	2016	2015
A/TF	3.38	5.32	2.21	1.54	5.61	6.10	3.91	3.71	4.01	3.28
Benchmark	2.68	2.98	2.21	1.81	2.18	3.16	3.31	3.07	3.19	3.27

## ANNUALISED PERFORMANCE (%)

Return	1 Year	3 Years	5 Years	10 Years	Since Launch
A/TF	3.33	4.33	3.37	3.91	3.83
Benchmark	2.53	2.71	2.36	2.74	2.86

Source: Lipper. Past performance is not indicative of future performance. Investment involves risks and investor should conduct their own assessment before investing and seek professional advice, where necessary.

Based on the Fund's portfolio returns as at 31 May 2025, the Volatility Factor (VF) for this Fund is 1.1 and is classified as "Very Low" (source: Lipper). "Very Low" includes funds with VF that are above 0 but not more than 4.715. The VF means there is a possibility for the Fund in generating an upside return or downside return around this VF. The Volatility Class (VC) is assigned by Lipper based on quintile ranks of VF for qualified funds. VF is subject to monthly revision and VC will be revised every six months. The Fund's portfolio may have changed since this date and there is no guarantee that the Fund will continue to have the same VF or VC in the future. Presently, only funds launched in the market for at least 36 months will display their VF and VC.

This document is prepared for information purposes only and is not intended to be an offer or invitation to subscribe or purchase of securities. The information contained herein has been obtained from sources believed in good faith to be reliable; however, no guarantee is given in its accuracy or completeness. Past performances of the Fund is not an indicative of future performance. Prices can go down as well as up and you may not get back the amount you originally invested. A copy of the Master Prospectus dated 19 December 2022 has been registered with the Securities Commission Malaysia, who takes no responsibility for its contents. Investors are advised to read the Master Prospectus and Product Highlight Sheet before making any investment decision. The Master Prospectus and Product Highlight Sheet are available at offices of Areca Capital Sdn Bhd or its authorised distributors and investors have the right to request for a copy of the Master Prospectus and Product Highlight Sheet. Investors should also consider the fees and charges involved. The Fund may not be suitable for all and if in doubt, investors should consult a professional adviser. Where a unit split/distribution is declared, investors are advised that following the issue of additional units/distribution, the NAV per unit will be reduced from pre-unit split NAV/cum-distribution NAV to post-unit split NAV/ex-distribution NAV; and where a unit split is declared, investors should be highlighted of the fact that the value of their investment in Malaysian ringgit will remain unchanged after the distribution of the additional units.

The Manager wishes to highlight the specific risks of the Fund are interest rate risk, credit / default risk, liquidity risk and issuer risk. These risks and other general risks are elaborated in the Master Prospectus.

This Fund Factsheet is prepared for information purposes only. It does not have regard to the specific investment objectives, financial situation and the particular needs of any specific person who may receive it. Past performance is not necessarily a guide to future performance. Returns may vary from year to year.

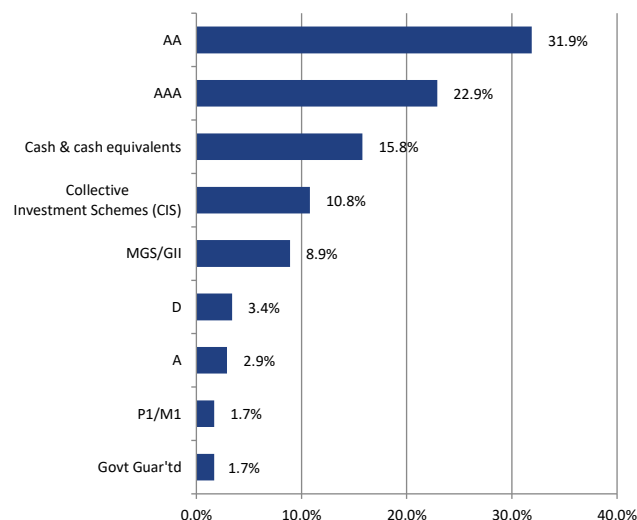
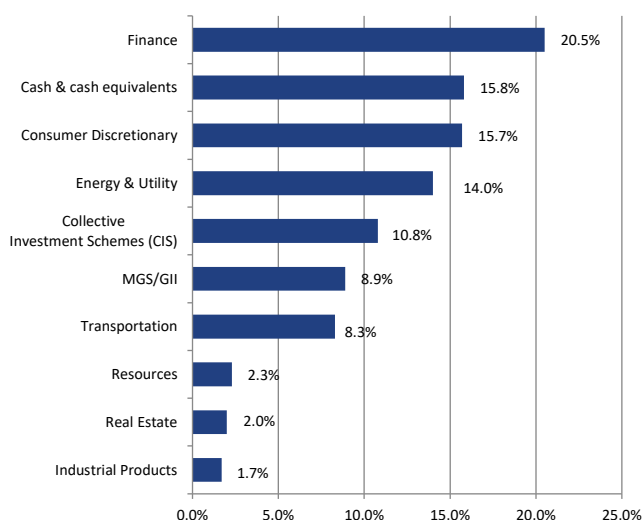
This Fund Factsheet has not been reviewed by the SC.

**DISTRIBUTION HISTORY (YEARLY)**

Year	Net Distribution (sen per unit)	Unit Splits
2015	0.50	2:100
2016	2.13	-
2017	1.00	-
2019	2.00	-

**TOP 5 HOLDINGS (% OF NAV)**

	(%)
1) GII Murabahah	5.9
2) Genting Malaysia Berhad	4.1
3) BSN IMTN	4.0
4) Menara ABS Berhad	3.4
5) Petroleum Sarawak E&P Sdn Bhd	3.0

**ASSET, SECTOR ALLOCATION & CREDIT RATING (% OF NAV)**

**FUND MANAGER'S REPORT**

In the United States ("US"), Treasury yields ("UST") were softer across the maturity with investor pricing the chances of sharp economic downturn after tariff war subsided during the month. The US Federal Reserves left rates steady in its June meeting suggesting policymakers agreed on a cautious approach to monetary policy. Some Federal Open Market Committee (FOMC) members voiced support for a July rate cut, which caused a rally across the Treasury curve. The US 10-year Treasury yield fell close to 4.25% before retracing higher by the end of the week as Fed Chair Jerome Powell struck a more neutral tone. Currently, bond markets are pricing in a full 25 basis point (bps) cut by July.

Malaysia's local bond market continued its rally with government bonds rallying on the back of weaker-than-expected inflation data. The Malaysian Government Securities ("MGS") yield curve bull-steepened, with yields declining by 2 to 10 bps across the short to belly segments, while the 30-year MGS remained unchanged. Headline Consumer Price Index (CPI) eased further to 1.2% y-o-y in May, below consensus expectations of 1.4%, marking the lowest reading in over 4 years. Core CPI also moderated, falling to 1.8% from 2.0% in April. With inflation on a downtrend and exports still under pressure, we maintain our base case for Bank Negara Malaysia (BNM) to cut the Overnight Policy Rate (OPR) by 25 basis points in the second half of the year to support domestic demand.

Based on the Fund's portfolio returns as at 31 May 2025, the Volatility Factor (VF) for this Fund is 1.1 and is classified as "Very Low" (source: Lipper). "Very Low" includes funds with VF that are above 0 but not more than 4.715. The VF means there is a possibility for the Fund in generating an upside return or downside return around this VF. The Volatility Class (VC) is assigned by Lipper based on quintile ranks of VF for qualified funds. VF is subject to monthly revision and VC will be revised every six months. The Fund's portfolio may have changed since this date and there is no guarantee that the Fund will continue to have the same VF or VC in the future. Presently, only funds launched in the market for at least 36 months will display their VF and VC.

This document is prepared for information purposes only and is not intended to be an offer or invitation to subscribe or purchase of securities. The information contained herein has been obtained from sources believed in good faith to be reliable; however, no guarantee is given in its accuracy or completeness. Past performances of the Fund is not an indicative of future performance. Prices can go down as well as up and you may not get back the amount you originally invested. A copy of the Master Prospectus dated 19 December 2022 has been registered with the Securities Commission Malaysia, who takes no responsibility for its contents. Investors are advised to read the Master Prospectus and Product Highlight Sheet before making any investment decision. The Master Prospectus and Product Highlight Sheet are available at offices of Areca Capital Sdn Bhd or its authorised distributors and investors have the right to request for a copy of the Master Prospectus and Product Highlight Sheet. Investors should also consider the fees and charges involved. The Fund may not be suitable for all and if in doubt, investors should consult a professional adviser. Where a unit split/distribution is declared, investors are advised that following the issue of additional units/distribution, the NAV per unit will be reduced from pre-unit split NAV/cum-distribution NAV to post-unit split NAV/ex-distribution NAV; and where a unit split is declared, investors should be highlighted of the fact that the value of their investment in Malaysian ringgit will remain unchanged after the distribution of the additional units.

The Manager wishes to highlight the specific risks of the Fund are interest rate risk, credit / default risk, liquidity risk and issuer risk. These risks and other general risks are elaborated in the Master Prospectus.

This Fund Factsheet is prepared for information purposes only. It does not have regard to the specific investment objectives, financial situation and the particular needs of any specific person who may receive it. Past performance is not necessarily a guide to future performance. Returns may vary from year to year.

This Fund Factsheet has not been reviewed by the SC.