

## FUND DETAILS

**Type of Fund/Category**  
Income / (Malaysia Bond)

**Launch Date**  
23 April 2007

**Launch Price**  
RM0.5000

**Benchmark**  
Maybank's 6-month fixed deposit rate

**Fund Size (RM)**  
RM186.22 million

**Units in Circulation**  
286.48 million

**Management Fee**  
Up to 1.00% p.a. of NAV

**Trustee Fee**  
Up to 0.08% p.a. of NAV

**Entry Charge**  
Up to 3% of the amount invested

**Exit Fee**  
Nil

**Switching Fee**  
Nil

**Min Initial Investment**  
RM10,000 or such other limit as decided by the Manager.

**Min Additional Investment**  
RM1,000 or such other limit as decided by the Manager.

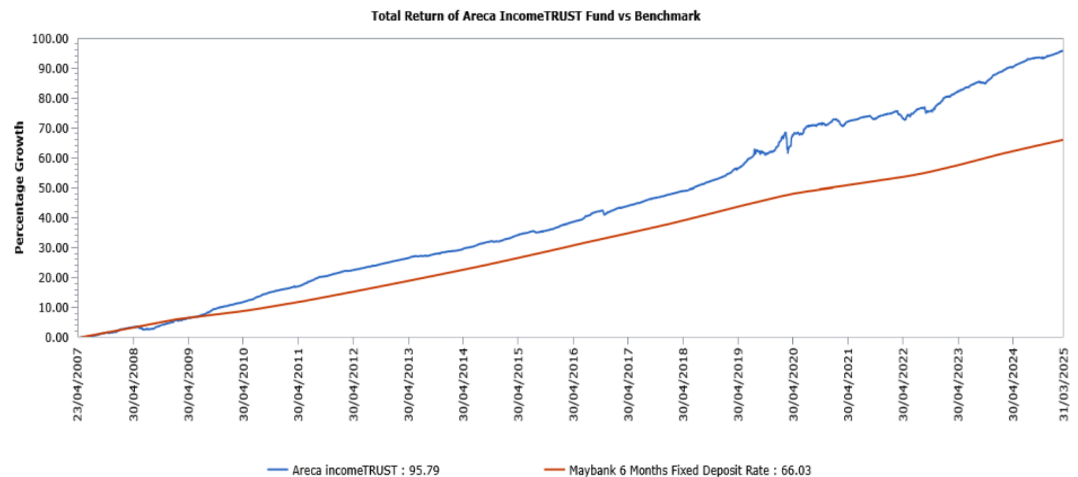
**Portfolio Modified Duration**  
2.43 years

## FUND OBJECTIVE

To provide investors with short to medium term capital preservation and a regular income. The Fund will invest primarily (with at least two third of its assets) in Fixed Income Securities and Money Market Instruments predominantly with a minimum credit rating of 'A3' by RAM or such equivalent rating by other rating agencies.



## FUND'S PERFORMANCE COMPARED TO BENCHMARK



Source Lipper

## CUMULATIVE PERFORMANCE (%)

| Return    | YTD  | 1mth | 3mth | 6mth | 1yr  | 3yr   | 5yr   | 10yr  | Since Launch |
|-----------|------|------|------|------|------|-------|-------|-------|--------------|
| A/TF      | 0.84 | 0.26 | 0.84 | 1.18 | 2.98 | 12.19 | 19.57 | 46.21 | 95.79        |
| Benchmark | 0.61 | 0.21 | 0.61 | 1.24 | 2.57 | 8.23  | 12.31 | 31.34 | 66.03        |

## YEARLY PERFORMANCE (%)

| Return    | 2024 | 2023 | 2022 | 2021 | 2020 | 2019 | 2018 | 2017 | 2016 | 2015 |
|-----------|------|------|------|------|------|------|------|------|------|------|
| A/TF      | 3.38 | 5.32 | 2.21 | 1.54 | 5.61 | 6.10 | 3.91 | 3.71 | 4.01 | 3.28 |
| Benchmark | 2.68 | 2.98 | 2.21 | 1.81 | 2.18 | 3.16 | 3.31 | 3.07 | 3.19 | 3.27 |

## ANNUALISED PERFORMANCE (%)

| Return    | 1 Year | 3 Years | 5 Years | 10 Years | Since Launch |
|-----------|--------|---------|---------|----------|--------------|
| A/TF      | 2.98   | 3.90    | 3.64    | 3.87     | 3.81         |
| Benchmark | 2.57   | 2.67    | 2.35    | 2.76     | 2.86         |

Source: Lipper. Past performance is not indicative of future performance. Investment involves risks and investor should conduct their own assessment before investing and seek professional advice, where necessary.

Based on the Fund's portfolio returns as at 28 February 2025, the Volatility Factor (VF) for this Fund is 1.4 and is classified as "Very Low" (source: Lipper). "Very Low" includes funds with VF that are above 0 but not more than 4.915. The VF means there is a possibility for the Fund in generating an upside return or downside return around this VF. The Volatility Class (VC) is assigned by Lipper based on quintile ranks of VF for qualified funds. VF is subject to monthly revision and VC will be revised every six months. The Fund's portfolio may have changed since this date and there is no guarantee that the Fund will continue to have the same VF or VC in the future. Presently, only funds launched in the market for at least 36 months will display their VF and VC.

This document is prepared for information purposes only and is not intended to be an offer or invitation to subscribe or purchase of securities. The information contained herein has been obtained from sources believed in good faith to be reliable; however, no guarantee is given in its accuracy or completeness. Past performances of the Fund is not an indicative of future performance. Prices can go down as well as up and you may not get back the amount you originally invested. A copy of the Master Prospectus dated 19 December 2022 has been registered with the Securities Commission Malaysia, who takes no responsibility for its contents. Investors are advised to read the Master Prospectus and Product Highlight Sheet before making any investment decision. The Master Prospectus and Product Highlight Sheet are available at offices of Areca Capital Sdn Bhd or its authorised distributors and investors have the right to request for a copy of the Master Prospectus and Product Highlight Sheet. Investors should also consider the fees and charges involved. The Fund may not be suitable for all and if in doubt, investors should consult a professional adviser. Where a unit split/distribution is declared, investors are advised that following the issue of additional units/distribution, the NAV per unit will be reduced from pre-unit split NAV/cum-distribution NAV to post-unit split NAV/ex-distribution NAV; and where a unit split is declared, investors should be highlighted of the fact that the value of their investment in Malaysian ringgit will remain unchanged after the distribution of the additional units.

The Manager wishes to highlight the specific risks of the Fund are interest rate risk, credit / default risk, liquidity risk and issuer risk. These risks and other general risks are elaborated in the Master Prospectus.

This Fund Factsheet is prepared for information purposes only. It does not have regard to the specific investment objectives, financial situation and the particular needs of any specific person who may receive it. Past performance is not necessarily a guide to future performance. Returns may vary from year to year.

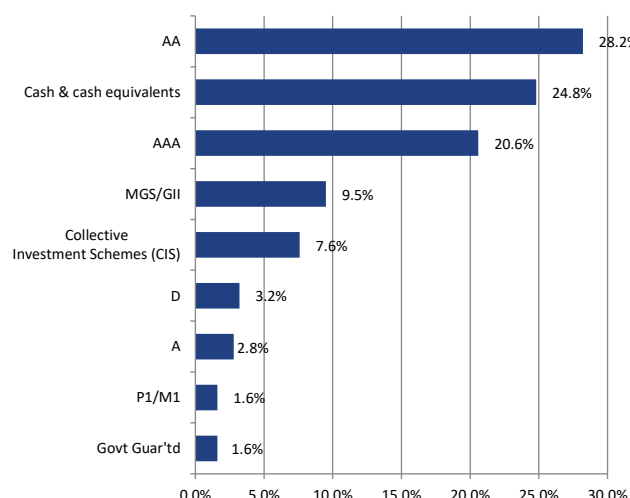
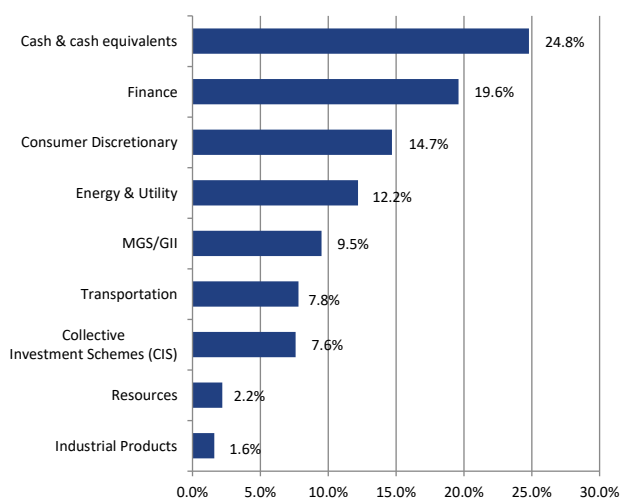
This Fund Factsheet has not been reviewed by the SC.

**DISTRIBUTION HISTORY (YEARLY)**

| Year | Net Distribution<br>(sen per unit) | Unit Splits |
|------|------------------------------------|-------------|
| 2015 | 0.50                               | 2:100       |
| 2016 | 2.13                               | -           |
| 2017 | 1.00                               | -           |
| 2019 | 2.00                               | -           |

**TOP 5 HOLDINGS (% OF NAV)**

|                                  | (%) |
|----------------------------------|-----|
| 1) GII Murabahah                 | 5.5 |
| 2) Genting Malaysia Berhad       | 3.8 |
| 3) BSN IMTN                      | 3.8 |
| 4) Menara ABS Berhad             | 3.2 |
| 5) Petroleum Sarawak E&P Sdn Bhd | 2.8 |

**ASSET, SECTOR ALLOCATION & CREDIT RATING (% OF NAV)**

**FUND MANAGER'S REPORT**

In the United States ("US"), the key highlight was the US Federal Reserve ("Fed")'s dovish tilt, which led to a decline in the US 10-Yr Treasury yield to 4.25% from 4.30%. The Fed maintained its projection for 2 rate cuts this year, despite acknowledging higher near-term inflation concerns. The US jobless claims ticked slightly higher than expected, possibly reflecting the impact of recent government spending cuts and layoffs. US tariffs is set to take effect in April 9 with bond markets seeing a sharp repricing in interest rate expectations.

Locally, headline and core inflation are expected to trend higher to between 2.0% - 3.5% and 1.5% - 2.5% respectively. The outlook reflects potential upside risks from domestic policy measures (including the fuel subsidy rationalization) and shifts in external costs that could lift prices of imported items. Given the upside risks to inflation while the external outlook is subject to potential pitfalls owing to heightened uncertainties surrounding global trade policies, we expect the Overnight Policy Rate ("OPR") to remain unchanged at 3.00% for now.

Based on the Fund's portfolio returns as at 28 February 2025, the Volatility Factor (VF) for this Fund is 1.4 and is classified as "Very Low" (source: Lipper). "Very Low" includes funds with VF that are above 0 but not more than 4.915. The VF means there is a possibility for the Fund in generating an upside return or downside return around this VF. The Volatility Class (VC) is assigned by Lipper based on quintile ranks of VF for qualified funds. VF is subject to monthly revision and VC will be revised every six months. The Fund's portfolio may have changed since this date and there is no guarantee that the Fund will continue to have the same VF or VC in the future. Presently, only funds launched in the market for at least 36 months will display their VF and VC.

This document is prepared for information purposes only and is not intended to be an offer or invitation to subscribe or purchase of securities. The information contained herein has been obtained from sources believed in good faith to be reliable; however, no guarantee is given in its accuracy or completeness. Past performances of the Fund is not an indicative of future performance. Prices can go down as well as up and you may not get back the amount you originally invested. A copy of the Master Prospectus dated 19 December 2022 has been registered with the Securities Commission Malaysia, who takes no responsibility for its contents. Investors are advised to read the Master Prospectus and Product Highlight Sheet before making any investment decision. The Master Prospectus and Product Highlight Sheet are available at offices of Areca Capital Sdn Bhd or its authorised distributors and investors have the right to request for a copy of the Master Prospectus and Product Highlight Sheet. Investors should also consider the fees and charges involved. The Fund may not be suitable for all and if in doubt, investors should consult a professional adviser. Where a unit split/distribution is declared, investors are advised that following the issue of additional units/distribution, the NAV per unit will be reduced from pre-unit split NAV/cum-distribution NAV to post-unit split NAV/ex-distribution NAV; and where a unit split is declared, investors should be highlighted of the fact that the value of their investment in Malaysian ringgit will remain unchanged after the distribution of the additional units.

The Manager wishes to highlight the specific risks of the Fund are interest rate risk, credit / default risk, liquidity risk and issuer risk. These risks and other general risks are elaborated in the Master Prospectus.

This Fund Factsheet is prepared for information purposes only. It does not have regard to the specific investment objectives, financial situation and the particular needs of any specific person who may receive it. Past performance is not necessarily a guide to future performance. Returns may vary from year to year.

This Fund Factsheet has not been reviewed by the SC.