

**FUND DETAILS**
**Type of Fund/Category**

Money Market / (Malaysia Money Market)

**Launch Date**

23 April 2007

**Launch Price**

RM0.5000

**Benchmark**

Maybank's 1-month Repo rate

**Fund Size (RM)**

RM20.44 million

**Units in Circulation**

36.81 million

**Management Fee**

Up to 0.30% p.a. of NAV

**Trustee Fee**

Up to 0.03% p.a. of NAV

**Entry Charge**

Nil

**Exit Fee**

Nil

**Switching Fee**

N/A

**Min Initial Investment**

RM10,000 or such other lower amount as decided by the Manager.

**Min Additional Investment**

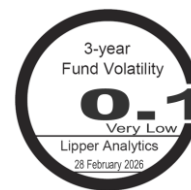
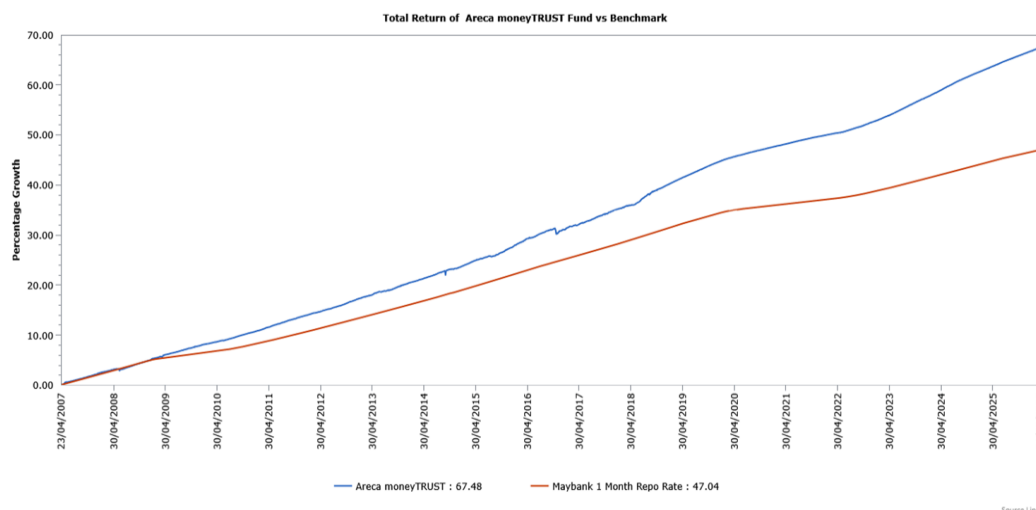
RM1,000 or such other lower amount as decided by the Manager.

**Portfolio Modified Duration**

0.02 years

**FUND OBJECTIVE**

To provide investors with high level of liquidity while providing current income and capital preservation. To achieve this objective, the Fund will focus on providing high level of liquidity to meet the short term cash flow requirements of its Unit Holders, optimizing returns while providing capital preservation.


**FUND'S PERFORMANCE COMPARED TO BENCHMARK**

**CUMULATIVE PERFORMANCE (%)**

Return	YTD	1mth	3mth	6mth	1yr	3yr	5yr	10yr	Since Launch
AmTF	0.58	0.22	0.58	1.18	2.53	9.03	13.17	30.17	67.48
Benchmark	0.40	0.14	0.40	0.80	1.70	5.61	8.02	19.87	47.04

**YEARLY PERFORMANCE (%)**

Return	2025	2024	2023	2022	2021	2020	2019	2018	2017	2016
AmTF	2.56	3.20	3.10	1.89	1.57	2.02	3.34	3.66	3.03	2.82
Benchmark	1.77	1.92	1.84	1.20	0.85	1.23	2.32	2.52	2.38	2.53

**ANNUALISED PERFORMANCE (%)**

Return	1 Year	3 Years	5 Years	10 Years	Since Launch
AmTF	2.53	2.92	2.50	2.67	2.76
Benchmark	1.70	1.83	1.55	1.83	2.06

Source: Lipper. Past performance is not indicative of future performance. Investment involves risks and investor should conduct their own assessment before investing and seek professional advice, where necessary.

Based on the Fund's portfolio returns as at 28 February 2026, the Volatility Factor (VF) for this Fund is 0.1 and is classified as "Very Low" (source: Lipper). "Very Low" includes funds with VF that are above 0 but not more than 4.245. (source: Lipper). The VF means there is a possibility for the Fund in generating an upside return or downside return around this VF. The Volatility Class (VC) is assigned by Lipper based on quintile ranks of VF for qualified funds. VF is subject to monthly revision and VC will be revised every six months. The Fund's portfolio may have changed since this date and there is no guarantee that the Fund will continue to have the same VF or VC in the future. Presently, only funds launched in the market for at least 36 months will display the VF and its VC.

This document is prepared for information purposes only and is not intended to be an offer or invitation to subscribe or purchase of securities. The information contained herein has been obtained from sources believed in good faith to be reliable; however, no guarantee is given in its accuracy or completeness. Past performances of the Fund is not an indicative of future performance. Prices can go down as well as up and you may not get back the amount you originally invested. A copy of the Master Prospectus dated 19 December 2022 and the First Supplemental Master Prospectus dated 01 July 2025 have been registered with the Securities Commission Malaysia, who takes no responsibility for its contents. Investors are advised to read the Master Prospectus and the First Supplemental Master Prospectus and Product Highlight Sheet before making any investment decision. The Master Prospectus and the First Supplemental Master Prospectus and Product Highlight Sheet are available at offices of Areca Capital Sdn Bhd or its authorised distributors and investors have the right to request for a copy of the Master Prospectus and the First Supplemental Master Prospectus and Product Highlight Sheet. Investors should also consider the fees and charges involved. The Fund may not be suitable for all and if in doubt, investors should consult a professional adviser. Where a unit split/distribution is declared, investors are advised that following the issue of additional units/distribution, the NAV per unit will be reduced from pre-unit split NAV/cum-distribution NAV to post-unit split NAV/ex-distribution NAV; and where a unit split is declared, investors should be highlighted of the fact that the value of their investment in Malaysian ringgit will remain unchanged after the distribution of the additional units.

The Manager wishes to highlight the specific risks of the Fund are interest rate risk, credit / default risk, liquidity risk and issuer risk. These risks and other general risks are elaborated in the Master Prospectus.

This Fund Factsheet is prepared for information purposes only. It does not have regard to the specific investment objectives, financial situation and the particular needs of any specific person who may receive it. Past performance is not necessarily a guide to future performance. Returns may vary from year to year.

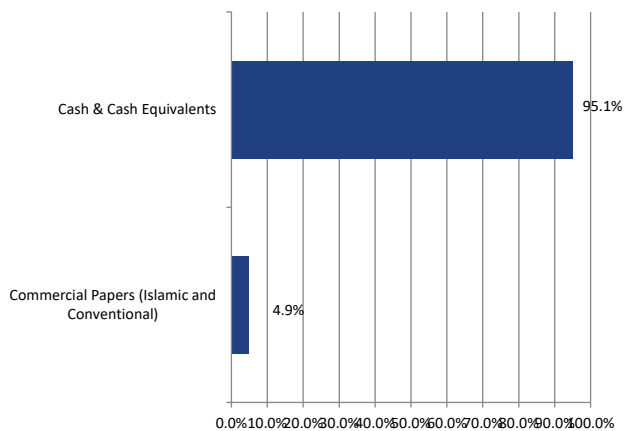
This Fund Factsheet has not been reviewed by the SC.

DISTRIBUTION HISTORY (YEARLY)		
Date	Net Distribution (sen per unit)	Unit Splits
2019	1.49	8.03:100
2020	1.00	
2021	0.78	
2022	0.36	

TOP 5 HOLDINGS (% OF NAV)	(%)
1) Gabungan AQRS Berhad	4.9

Note: Commercial papers are rated P1/MARC1 to P3/MARC3 while short term bonds are rated AAA to A3/A-

### ASSET & SECTOR ALLOCATION (% OF NAV)



### FUND MANAGER'S REPORT

On February 28, nearly 900 strikes hit key targets across Iran within 12 hours marking the formal onset of the US/Israel–Iran conflict. Iran retaliated by shutting the Strait of Hormuz, which handles about 20% of global oil flows, paralysing shipping and sending Brent crude up 63% this month alone. In March, US Treasury yields (“UST”) rose sharply across the curve. Non-Farm Payroll surprised at +130,000 (vs +65,000 expected), pushing the market to price the next cut in July 2026 however, Fed funds rate held at 3.50%–3.75%. The 10Y Treasury finished at 4.44%, highest level since July 2025, with the 2Y at 3.88% and the 30Y at 4.98% compared to 4.15%, 3.56%, and 4.77% respectively at the start of the month. In the Eurozone, inflation rose from 1.9% to 2.5%, mainly due to rising energy prices, prompting the European Central Bank (ECB) President to signal a potential rate hike next month. This shift in policy expectations, alongside moderating growth, has heightened stagflation concerns.

In Malaysia, macro-outlook remains resilient amid external challenges. In Bank Negara Malaysia (BNM)’s Annual Report released on 31 March, Gross Domestic Product (GDP) growth is projected at 4.0%–5.0% driven by firm domestic demand. Headline inflation stood at 1.6% and core at 2.3. BNM held Overnight Policy Rate (OPR) unchanged at 2.75% at its March meeting, stating the current rate level remains appropriate to support growth while maintaining price stability.

Based on the Fund’s portfolio returns as at 28 February 2026, the Volatility Factor (VF) for this Fund is 0.1 and is classified as “Very Low” (source: Lipper). “Very Low” includes funds with VF that are above 0 but not more than 4.245. (source: Lipper). The VF means there is a possibility for the Fund in generating an upside return or downside return around this VF. The Volatility Class (VC) is assigned by Lipper based on quintile ranks of VF for qualified funds. VF is subject to monthly revision and VC will be revised every six months. The Fund’s portfolio may have changed since this date and there is no guarantee that the Fund will continue to have the same VF or VC in the future. Presently, only funds launched in the market for at least 36 months will display the VF and its VC.

This document is prepared for information purposes only and is not intended to be an offer or invitation to subscribe or purchase of securities. The information contained herein has been obtained from sources believed in good faith to be reliable; however, no guarantee is given in its accuracy or completeness. Past performances of the Fund is not an indicative of future performance. Prices can go down as well as up and you may not get back the amount you originally invested. A copy of the Master Prospectus dated 19 December 2022 and the First Supplemental Master Prospectus dated 01 July 2025 have been registered with the Securities Commission Malaysia, who takes no responsibility for its contents. Investors are advised to read the Master Prospectus and the First Supplemental Master Prospectus and Product Highlight Sheet before making any investment decision. The Master Prospectus and the First Supplemental Master Prospectus and Product Highlight Sheet are available at offices of Areca Capital Sdn Bhd or its authorised distributors and investors have the right to request for a copy of the Master Prospectus and the First Supplemental Master Prospectus and Product Highlight Sheet. Investors should also consider the fees and charges involved. The Fund may not be suitable for all and if in doubt, investors should consult a professional adviser. Where a unit split/distribution is declared, investors are advised that following the issue of additional units/distribution, the NAV per unit will be reduced from pre-unit split NAV/cum-distribution NAV to post-unit split NAV/ex-distribution NAV; and where a unit split is declared, investors should be highlighted of the fact that the value of their investment in Malaysian ringgit will remain unchanged after the distribution of the additional units.

The Manager wishes to highlight the specific risks of the Fund are interest rate risk, credit / default risk, liquidity risk and issuer risk. These risks and other general risks are elaborated in the Master Prospectus.

This Fund Factsheet is prepared for information purposes only. It does not have regard to the specific investment objectives, financial situation and the particular needs of any specific person who may receive it. Past performance is not necessarily a guide to future performance. Returns may vary from year to year.

This Fund Factsheet has not been reviewed by the SC.