

FUND DETAILS

Type of Fund/Category

Growth / (Malaysia Equity)

Launch Date

04 January 2021

Launch Price

RM1.0000

Benchmark

Average Returns of the funds under "Equity Malaysia" Non-Islamic category

Fund Size (RM)

RM30.87 million

Units in Circulation

42.25 million

Management Fee

Up to 2.00% p.a. of NAV

Trustee Fee

Up to 0.06% per annum of the NAV of the Fund, subject to a minimum fee of RM6,000 per annum.

Entry Charge

Direct investment with Manager: Up to 1% of the net investment amount of the fund. Unit Trust Consultants, Third party distributors: Up to 3% of the net investment amount of the fund.

Exit Fee

Nil

Switching Fee

Nil

Min Initial Investment

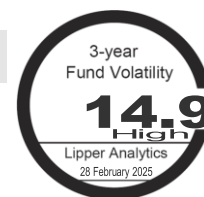
RM10,000 or such other limit at the Manager's discretion.

Min Additional Investment

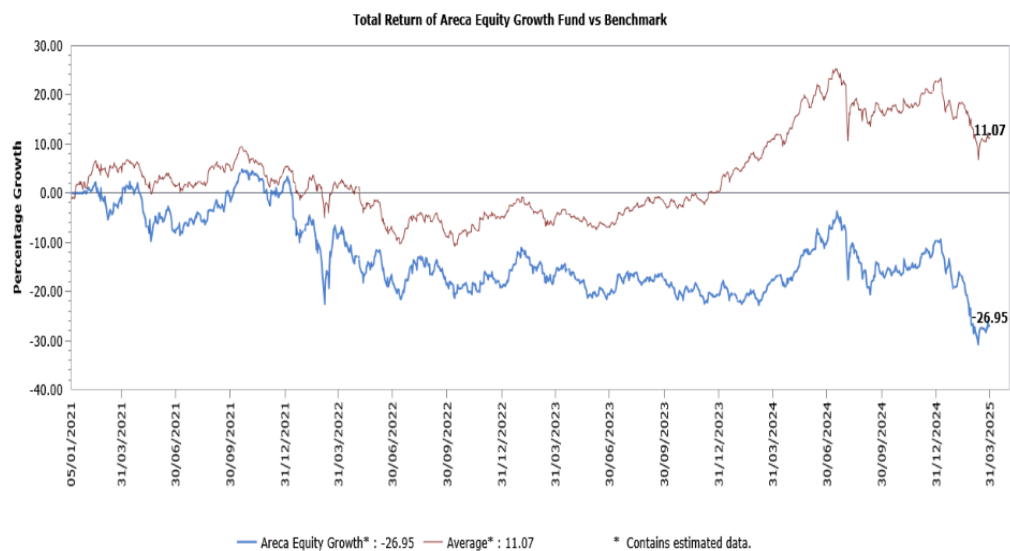
RM1,000 or such other limit at the Manager's discretion.

FUND OBJECTIVE

To provide investors with Medium to Long Term capital growth.



FUND'S PERFORMANCE COMPARED TO BENCHMARK



CUMULATIVE PERFORMANCE (%)

Return	YTD	1mth	3mth	6mth	1yr	3yr	5yr	10yr	Since Launch
AEGF	-19.03	-0.11	-19.03	-12.58	-11.38	-19.87	-	-	-26.95
Benchmark	-9.58	-2.37	-9.58	-4.64	0.10	8.64	-	-	11.07

YEARLY PERFORMANCE (%)

Return	2024	2023	2022	2021
AEGF	13.83	-2.11	-20.84	2.29
Benchmark	21.61	4.76	-9.16	5.71

ANNUALISED PERFORMANCE (%)

Return	1 Year	3 Year	Since Launch
AEGF	-11.38	-7.11	-7.14
Benchmark	0.10	2.65	2.35

Source: Lipper. Past performance is not indicative of future performance. Investment involves risks and investor should conduct their own assessment before investing and seek professional advice, where necessary.

Based on the Fund's portfolio returns as at 28 February 2025, the Volatility Factor (VF) for this Fund is 14.9 and is classified as "High" (source: Lipper). "High" includes funds with VF that are above 11.955 but not more than 16.355. The VF means there is a possibility for the Fund in generating an upside return or downside return around this VF. The Volatility Class (VC) is assigned by Lipper based on quintile ranks of VF for qualified funds. VF is subject to monthly revision and VC will be revised every six months. The Fund's portfolio may have changed since this date and there is no guarantee that the Fund will continue to have the same VF or VC in the future. Presently, only funds launched in the market for at least 36 months will display the VF and its VC.

This document is prepared for information purposes only and is not intended to be an offer or invitation to subscribe or purchase of securities. The information contained herein has been obtained from sources believed in good faith to be reliable; however, no guarantee is given in its accuracy or completeness. Past performances of the Fund is not an indicative of future performance. Prices can go down as well as up and you may not get back the amount you originally invested. A copy of the Master Prospectus dated 19 December 2022 has been registered with the Securities Commission Malaysia, who takes no responsibility for its contents. Investors are advised to read the Master Prospectus and Product Highlight Sheet before making any investment decision. The Master Prospectus and Product Highlight Sheet are available at offices of Areca Capital Sdn Bhd or its authorised distributors and investors have the right to request for a copy of the Master Prospectus and Product Highlight Sheet. Investors should also consider the fees and charges involved. The Fund may not be suitable for all and if in doubt, investors should consult a professional adviser. Where a unit split/distribution is declared, investors are advised that following the issue of additional units/distribution, the NAV per unit will be reduced from pre-unit split NAV/cum-distribution NAV to post-unit split NAV/ex-distribution NAV; and where a unit split is declared, investors should be highlighted of the fact that the value of their investment in Malaysian ringgit will remain unchanged after the distribution of the additional units.

The Manager wishes to highlight the specific risks of the Fund are interest rate risk, credit / default risk, liquidity risk and issuer risk. These risks and other general risks are elaborated in the Master Prospectus.

This Fund Factsheet is prepared for information purposes only. It does not have regard to the specific investment objectives, financial situation and the particular needs of any specific person who may receive it. Past performance is not necessarily a guide to future performance. Returns may vary from year to year.

This Fund Factsheet has not been reviewed by the SC.

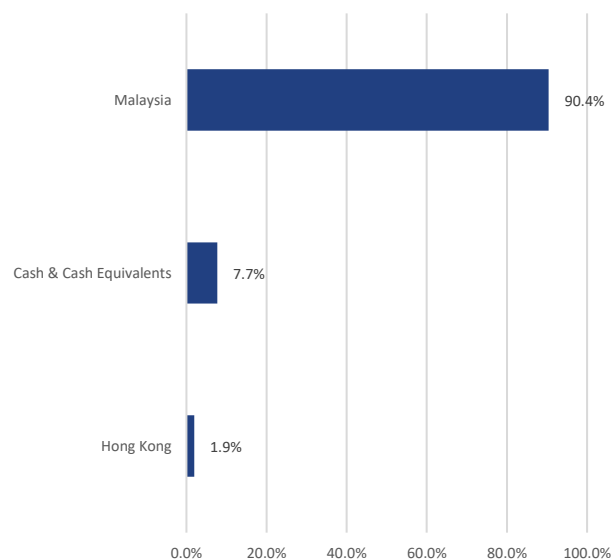
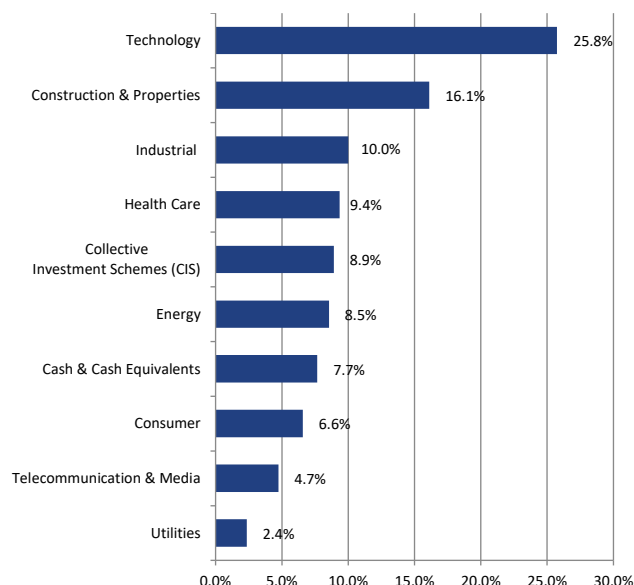
DISTRIBUTION HISTORY (YEARLY)

Year	Net Distribution (sen per unit)	Unit Splits
-	-	-
-	-	-
-	-	-
-	-	-
-	-	-

TOP 5 HOLDINGS (% OF NAV)

	(%)
1) Malaysian Pacific Industries Bhd	6.3
2) Gamuda Bhd	6.1
3) Hartalega Holdings Bhd	5.8
4) IJM Corporation Bhd	5.6
5) D&O Green Technologies Berhad	4.9

ASSET, SECTOR & COUNTRY ALLOCATION (% OF NAV)



FUND MANAGER'S REPORT

Equities had a mixed month of March, with Developed Markets down while Emerging Markets were up. The 10-year US treasury yield is unchanged at 4.21%. The US Dollar Index decreased, dropping 3.2% MoM to close at 104.2 points.

The FBM KLCI shed 3.9% MoM to close at 1,513.7 points in March caused by uncertainties surrounding US tariffs. The best performing sectors for the month were energy and utilities, with both sectors having generated a positive return. Laggard sectors were telecom, finance, and healthcare. Foreign investors were net sellers for the month at RM4.6 billion.

Global markets fell sharply on recession fears, driven by President Trump's escalating tariff war. Malaysia is facing a 24% U.S. reciprocal tariff—milder than peers like Vietnam and Cambodia—while only 13.2% of its exports are U.S.-bound, limiting direct impact. China's stabilizing economy, supported by stimulus measures and tech progress, offers a potential cushion. Malaysia stands to benefit from China+1 trends, backed by strong infrastructure, low tariffs, and proximity to Singapore. Despite recent sell-offs, long-term fundamentals remain intact. We continue to accumulate on weakness using a barbell strategy—balancing oversold exporters with resilient domestic plays—supported by the FBMKLCI's attractive 14.3x PER, below its 10-year average.

Based on the Fund's portfolio returns as at 28 February 2025, the Volatility Factor (VF) for this Fund is 14.9 and is classified as "High" (source: Lipper). "High" includes funds with VF that are above 11.955 but not more than 16.355. The VF means there is a possibility for the Fund in generating an upside return or downside return around this VF. The Volatility Class (VC) is assigned by Lipper based on quintile ranks of VF for qualified funds. VF is subject to monthly revision and VC will be revised every six months. The Fund's portfolio may have changed since this date and there is no guarantee that the Fund will continue to have the same VF or VC in the future. Presently, only funds launched in the market for at least 36 months will display the VF and its VC.

This document is prepared for information purposes only and is not intended to be an offer or invitation to subscribe or purchase of securities. The information contained herein has been obtained from sources believed in good faith to be reliable; however, no guarantee is given in its accuracy or completeness. Past performances of the Fund is not an indicative of future performance. Prices can go down as well as up and you may not get back the amount you originally invested. A copy of the Master Prospectus dated 19 December 2022 has been registered with the Securities Commission Malaysia, who takes no responsibility for its contents. Investors are advised to read the Master Prospectus and Product Highlight Sheet before making any investment decision. The Master Prospectus and Product Highlight Sheet are available at offices of Areca Capital Sdn Bhd or its authorised distributors and investors have the right to request for a copy of the Master Prospectus and Product Highlight Sheet. Investors should also consider the fees and charges involved. The Fund may not be suitable for all and if in doubt, investors should consult a professional adviser. Where a unit split/distribution is declared, investors are advised that following the issue of additional units/distribution, the NAV per unit will be reduced from pre-unit split NAV/cum-distribution NAV to post-unit split NAV/ex-distribution NAV; and where a unit split is declared, investors should be highlighted of the fact that the value of their investment in Malaysian ringgit will remain unchanged after the distribution of the additional units.

The Manager wishes to highlight the specific risks of the Fund are interest rate risk, credit / default risk, liquidity risk and issuer risk. These risks and other general risks are elaborated in the Master Prospectus.

This Fund Factsheet is prepared for information purposes only. It does not have regard to the specific investment objectives, financial situation and the particular needs of any specific person who may receive it. Past performance is not necessarily a guide to future performance. Returns may vary from year to year.

This Fund Factsheet has not been reviewed by the SC.