

**FUND DETAILS**

**Type of Fund/Category**

Growth / Mixed Assets

**Launch Date**

23 December 2021

**Launch Price**

MYR1.0000 / SGD1.0000 / USD1.0000

**Benchmark**

Absolute returns of 6% per annum

**Fund Size**

RM5.73 million

**Units in Circulation**

4.18 million

**Management Fee**

Up to 1.50% p.a. of the NAV

**Trustee Fee**

Up to 0.05% per annum of NAV of the Fund (exclude foreign custodian fee, if any)

**Entry Charge**

Up to 4% of the net investment amount

**Exit Fee**

Nil

**Switching Fee**

Not Available

**Min Initial Investment**

RM10,000 (MYR) /  
SGD10,000 (SGD) /  
USD10,000 (USD)

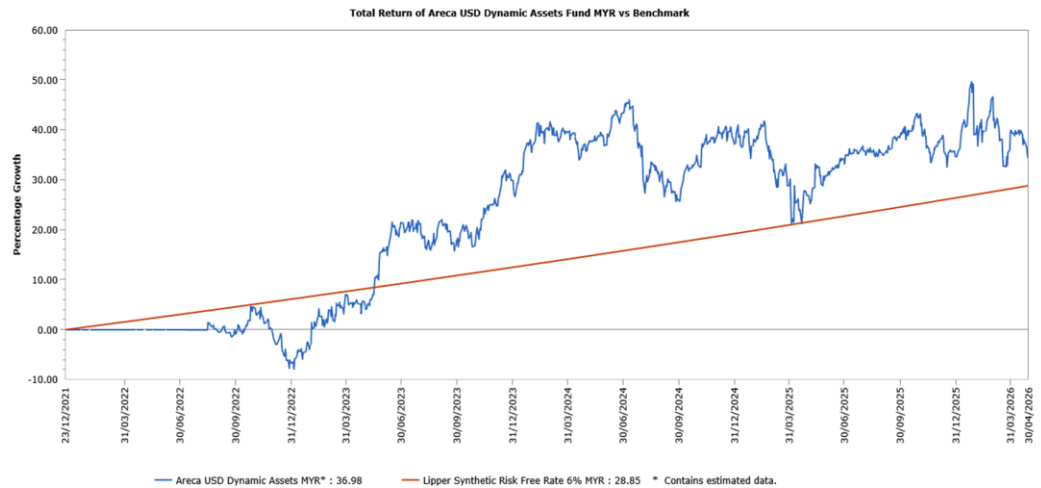
**FUND OBJECTIVE**

The Fund provide Medium to Long Term capital growth to investors through investments in a diversified portfolio of mixed assets.



MYR CLASS

**FUND'S PERFORMANCE COMPARED TO BENCHMARK**



**CUMULATIVE PERFORMANCE (%)**

Return	YTD	1mth	3mth	6mth	1yr	3yr	5yr	10yr	Since Launch
AUSDDA Fund (MYR)	1.90	-1.69	-1.47	-3.73	8.15	29.70	-	-	36.98
Benchmark	1.93	0.48	1.43	2.93	6.00	19.10	-	-	28.85

**YEARLY PERFORMANCE (%)**

Return	2025	2024	2023	2022
AUSDDA Fund (MYR)	-1.98	5.57	39.15	-6.65
Benchmark	6.00	6.00	6.00	6.00

**ANNUALISED PERFORMANCE (%)**

Return	1 Year	3 Years	Since Launch
AUSDDA Fund (MYR)	8.15	9.05	7.50
Benchmark	6.00	5.99	6.00

Source: Lipper. Past performance is not indicative of future performance. Investment involves risks and investor should conduct their own assessment before investing and seek professional advice, where necessary.

Based on the Fund's portfolio returns as at 31 March 2026, the Volatility Factor (VF) for this Fund is 12.7 (MYR Class) and is classified as "High" (source: Lipper). "High" includes funds with VF that are above 10.965 but not more than 14.295. The VF means there is a possibility for the Fund in generating an upside return or downside return around this VF. The Volatility Class (VC) is assigned by Lipper based on quintile ranks of VF for qualified funds. VF is subject to monthly revision and VC will be revised every six months. The Fund's portfolio may have changed since this date and there is no guarantee that the Fund will continue to have the same VF or VC in the future. Presently, only funds launched in the market for at least 36 months will display their VF and VC.

This document is prepared for information purposes only and is not intended to be an offer or invitation to subscribe or purchase of securities. The information contained herein has been obtained from sources believed in good faith to be reliable; however, no guarantee is given in its accuracy or completeness. Past performances of the Fund is not an indicative of future performance. Prices can go down as well as up and you may not get back the amount you originally invested. A copy of the replacement prospectus dated 30 December 2022 has been registered with the Securities Commission Malaysia, who takes no responsibility for its contents. This replacement prospectus supersedes and replaces the Prospectus dated 23 December 2021. Investors are advised to read the replacement prospectus and Product Highlight Sheet before making any investment decision. The replacement prospectus and Product Highlight Sheet are available at offices of Areca Capital Sdn Bhd or its authorised distributors and investors have the right to request for a copy of the replacement prospectus and Product Highlight Sheet. Investors should also consider the fees and charges involved. The Fund may not be suitable for all and if in doubt, investors should consult a professional adviser. Where a unit split/distribution is declared, investors are advised that following the issue of additional units/distribution, the NAV per unit will be reduced from pre-unit split NAV/cum-distribution NAV to post-unit split NAV/ex-distribution NAV; and where a unit split is declared, investors should be highlighted of the fact that the value of their investment in Malaysian ringgit will remain unchanged after the distribution of the additional units.

The Manager wishes to highlight the specific risks of the Fund are interest rate risk, credit / default risk, liquidity risk and issuer risk. These risks and other general risks are elaborated in the Replacement Prospectus.

This Fund Factsheet is prepared for information purposes only. It does not have regard to the specific investment objectives, financial situation and the particular needs of any specific person who may receive it. Past performance is not necessarily a guide to future performance. Returns may vary from year to year.

This Fund Factsheet has not been reviewed by the SC.

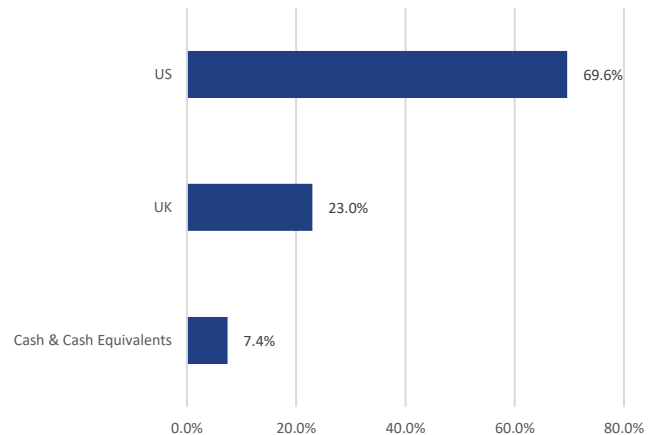
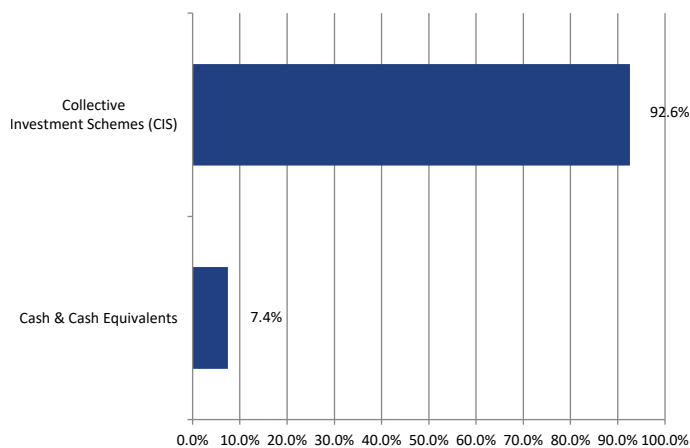
## DISTRIBUTION HISTORY (YEARLY)

Date	Net Distribution (sen per unit)	Unit Splits
-	-	-

## TOP 5 HOLDINGS (% OF NAV)

	(%)
1) iShares US Oil & Gas Exploration & Production ETF	12.1
2) iShares MSCI Agriculture Producers ETF	10.1
3) State Street Materials Select Sector SPDR ETF	9.5
4) iShares € Inflation Linked Govt Bond UCITS ETF	9.3
5) iShares Gold Trust	9.0

## ASSET, SECTOR & COUNTRY ALLOCATION (% OF NAV)



## FUND MANAGER'S REPORT

Global equity markets staged a broad-based recovery in April 2026 as easing geopolitical tensions and the reopening of the Strait of Hormuz lifted sentiment after March's energy-driven sell-off. U.S. markets rebounded sharply, with the Nasdaq climbing 15.3%, the S&P 500 advancing 10.4% and the Dow Jones gaining 7.1%, while Germany's DAX added 7.1% and the UK's FTSE 100 rose 2.0%. The catalyst was a Pakistan-brokered ceasefire between the U.S. and Iran, calling for an immediate halt to hostilities and the reopening of the Strait, though the path higher was far from linear: the Islamabad talks collapsed on 12 April, prompting Trump to declare a formal U.S. naval blockade of the Strait effective 13 April, before Iran reversed course on 17 April and declared the waterway open to all shipping. Despite the equity rally, oil remained a headwind as Brent crude rose a further 14.8% to \$110.4 per barrel, compounded by the UAE's exit from OPEC after 60 years of membership, which added a fresh layer of supply-side uncertainty. The Dollar Index gave back 1.9% to 98.06 as safe-haven demand unwound. Given persistent geopolitical and policy uncertainty, market volatility is likely to remain elevated; with U.S. equity valuations remaining stretched at roughly one standard deviation above historical averages, the market is highly sensitive to further shocks. Strategically, we will continue to hold Inflation Hedging theme ETFs, primarily commodity-focused exposures, to enhance portfolio diversification and improve resilience.

Based on the Fund's portfolio returns as at 31 March 2026, the Volatility Factor (VF) for this Fund is 12.7 (MYR Class) and is classified as "High" (source: Lipper). "High" includes funds with VF that are above 10.965 but not more than 14.295. The VF means there is a possibility for the Fund in generating an upside return or downside return around this VF. The Volatility Class (VC) is assigned by Lipper based on quintile ranks of VF for qualified funds. VF is subject to monthly revision and VC will be revised every six months. The Fund's portfolio may have changed since this date and there is no guarantee that the Fund will continue to have the same VF or VC in the future. Presently, only funds launched in the market for at least 36 months will display their VF and VC.

This document is prepared for information purposes only and is not intended to be an offer or invitation to subscribe or purchase of securities. The information contained herein has been obtained from sources believed in good faith to be reliable; however, no guarantee is given in its accuracy or completeness. Past performances of the Fund is not an indicative of future performance. Prices can go down as well as up and you may not get back the amount you originally invested. A copy of the replacement prospectus dated 30 December 2022 has been registered with the Securities Commission Malaysia, who takes no responsibility for its contents. This replacement prospectus supersedes and replaces the Prospectus dated 23 December 2021. Investors are advised to read the replacement prospectus and Product Highlight Sheet before making any investment decision. The replacement prospectus and Product Highlight Sheet are available at offices of Areca Capital Sdn Bhd or its authorised distributors and investors have the right to request for a copy of the replacement prospectus and Product Highlight Sheet. Investors should also consider the fees and charges involved. The Fund may not be suitable for all and if in doubt, investors should consult a professional adviser. Where a unit split/distribution is declared, investors are advised that following the issue of additional units/distribution, the NAV per unit will be reduced from pre-unit split NAV/cum-distribution NAV to post-unit split NAV/ex-distribution NAV; and where a unit split is declared, investors should be highlighted of the fact that the value of their investment in Malaysian ringgit will remain unchanged after the distribution of the additional units.

The Manager wishes to highlight the specific risks of the Fund are interest rate risk, credit / default risk, liquidity risk and issuer risk. These risks and other general risks are elaborated in the Replacement Prospectus.

This Fund Factsheet is prepared for information purposes only. It does not have regard to the specific investment objectives, financial situation and the particular needs of any specific person who may receive it. Past performance is not necessarily a guide to future performance. Returns may vary from year to year.

This Fund Factsheet has not been reviewed by the SC.