

FUND DETAILS

Type of Fund/Category

Growth / Mixed Assets

Launch Date

23 December 2021

Launch Price

MYR1.0000 / SGD1.0000 /
USD1.0000

Benchmark

Absolute returns of 6% per annum

Fund Size

RM3.68 million

Units in Circulation

2.82 million

Management Fee

Up to 1.50% p.a. of the NAV

Trustee Fee

Up to 0.05% per annum of NAV of the Fund (exclude foreign custodian fee, if any)

Entry Charge

Up to 4% of the net investment amount

Exit Fee

Nil

Switching Fee

Not Available

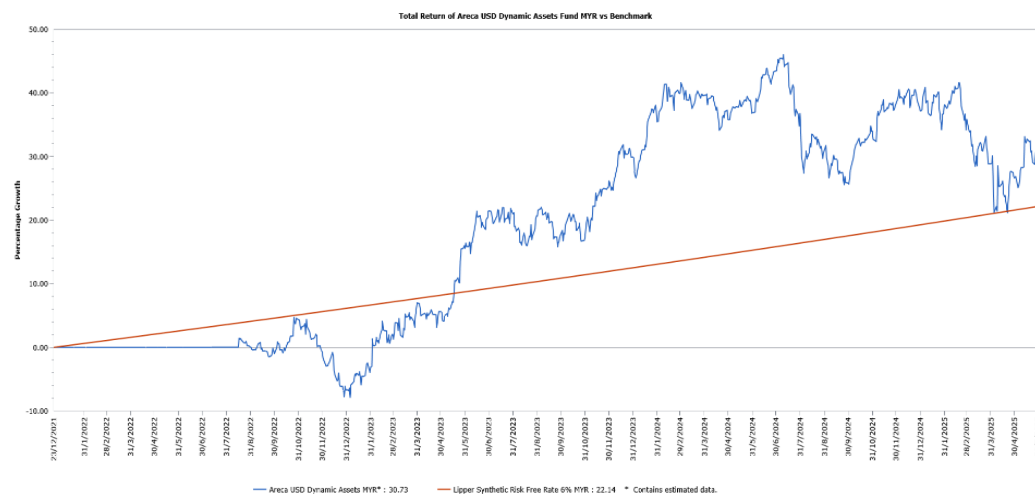
Min Initial Investment

RM10,000 (MYR) /
SGD10,000 (SGD) /
USD10,000 (USD)

FUND OBJECTIVE

The Fund provide Medium to Long Term capital growth to investors through investments in a diversified portfolio of mixed assets.

FUND'S PERFORMANCE COMPARED TO BENCHMARK



CUMULATIVE PERFORMANCE (%)

Return	YTD	1mth	3mth	6mth	1yr	3yr	5yr	10yr	Since Launch
AUSDDA Fund (MYR)	-4.67	3.21	-3.72	-5.20	-4.52	30.73	-	-	30.73
Benchmark	2.44	0.50	1.48	2.95	5.99	19.10	-	-	22.16

YEARLY PERFORMANCE (%)

Return	2024	2023	2022
AUSDDA Fund (MYR)	5.57	39.15	-6.65
Benchmark	6.00	6.00	6.00

ANNUALISED PERFORMANCE (%)

Return	1 Year	3 Years	Since Launch
AUSDDA Fund (MYR)	-4.52	9.33	8.11
Benchmark	5.99	5.99	6.00

Source: Lipper. Past performance is not indicative of future performance. Investment involves risks and investor should conduct their own assessment before investing and seek professional advice, where necessary.


Based on the Fund's portfolio returns as at 30 April 2025, the Volatility Factor (VF) for this Fund is 13.3 (MYR Class) and is classified as "High" (source: Lipper). "High" includes funds with VF that are above 11.98 but not more than 16.345. The VF means there is a possibility for the Fund in generating an upside return or downside return around this VF. The Volatility Class (VC) is assigned by Lipper based on quintile ranks of VF for qualified funds. VF is subject to monthly revision and VC will be revised every six months. The Fund's portfolio may have changed since this date and there is no guarantee that the Fund will continue to have the same VF or VC in the future. Presently, only funds launched in the market for at least 36 months will display their VF and VC.

This document is prepared for information purposes only and is not intended to be an offer or invitation to subscribe or purchase of securities. The information contained herein has been obtained from sources believed in good faith to be reliable; however, no guarantee is given in its accuracy or completeness. Past performances of the Fund is not an indicative of future performance. Prices can go down as well as up and you may not get back the amount you originally invested. A copy of the replacement prospectus dated 30 December 2022 has been registered with the Securities Commission Malaysia, who takes no responsibility for its contents. This replacement prospectus supersedes and replaces the Prospectus dated 23 December 2021. Investors are advised to read the replacement prospectus and Product Highlight Sheet before making any investment decision. The replacement prospectus and Product Highlight Sheet are available at offices of Areca Capital Sdn Bhd or its authorised distributors and investors have the right to request for a copy of the replacement prospectus and Product Highlight Sheet. Investors should also consider the fees and charges involved. The Fund may not be suitable for all and if in doubt, investors should consult a professional adviser. Where a unit split/distribution is declared, investors are advised that following the issue of additional units/distribution, the NAV per unit will be reduced from pre-unit split NAV/cum-distribution NAV to post-unit split NAV/ex-distribution NAV; and where a unit split is declared, investors should be highlighted of the fact that the value of their investment in Malaysian ringgit will remain unchanged after the distribution of the additional units.

The Manager wishes to highlight the specific risks of the Fund are interest rate risk, credit / default risk, liquidity risk and issuer risk. These risks and other general risks are elaborated in the Replacement Prospectus.

This Fund Factsheet is prepared for information purposes only. It does not have regard to the specific investment objectives, financial situation and the particular needs of any specific person who may receive it. Past performance is not necessarily a guide to future performance. Returns may vary from year to year.

This Fund Factsheet has not been reviewed by the SC.



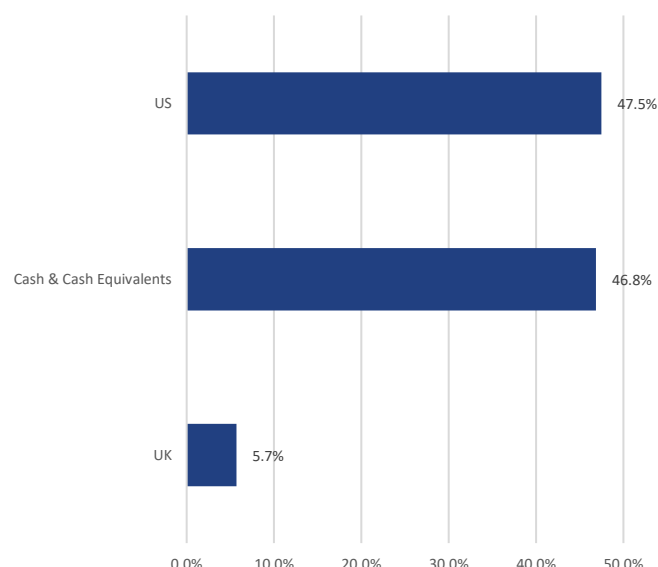
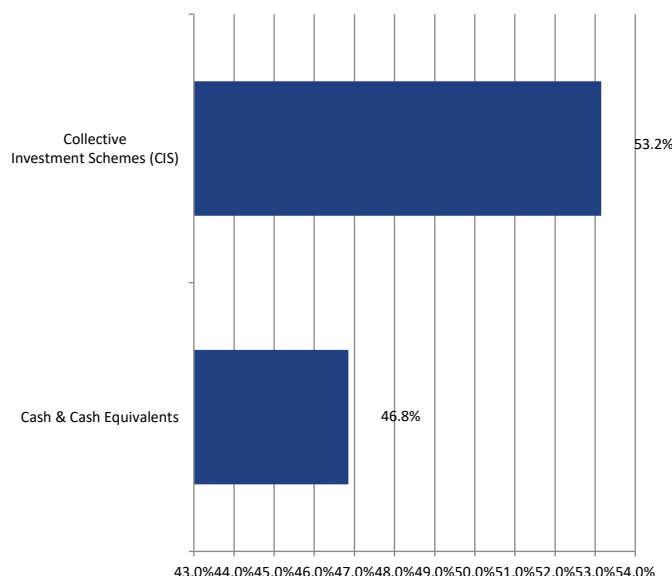
DISTRIBUTION HISTORY (YEARLY)

Date	Net Distribution (sen per unit)	Unit Splits
-	-	-

TOP 5 HOLDINGS (% OF NAV)

	(%)
1) iShares Expanded Tech-Software	5.9
2) iShares USTechnology ETF	5.8
3) Invesco QQQ Trust Series 1	5.7
4) iShares Global Sustainability Screened	5.7
5) iShares Global Tech ETF	5.6

ASSET, SECTOR & COUNTRY ALLOCATION (% OF NAV)



FUND MANAGER'S REPORT

U.S. equities rebounded sharply in May 2025, buoyed by a breakthrough U.S.-China trade agreement that reduced most reciprocal tariffs from 125% to 10% for 90 days. The S&P 500 gained 6.3%—its strongest May in over three decades—while the Nasdaq surged 9.7%, and the Dow and Russell 2000 advanced 4.2% and 5.3%, respectively. Markets recovered to near record highs as risk appetite improved, supported by resilient earnings, record share buybacks, and moderating inflation.

Despite market strength, economic data remained weak. Q1 GDP contracted -0.3%, the first decline since 2022, sharply missing expectations. This undershoot heightened expectations for Fed easing, with markets pricing in 50–75bps of rate cuts from the current 4.25%–4.5% range. Valuations, which had briefly normalized, rebounded to roughly one standard deviation above long-term averages, leaving some vulnerability to policy or macro shocks.

With domestic growth concerns and elevated valuations, relative opportunities remain more attractive overseas. China, Hong Kong, and ASEAN markets offer lower valuations and stronger growth profiles, providing compelling alternatives for investors seeking diversification amid persistent global uncertainty.

Based on the Fund's portfolio returns as at 30 April 2025, the Volatility Factor (VF) for this Fund is 13.3 (MYR Class) and is classified as "High" (source: Lipper). "High" includes funds with VF that are above 11.98 but not more than 16.345. The VF means there is a possibility for the Fund in generating an upside return or downside return around this VF. The Volatility Class (VC) is assigned by Lipper based on quintile ranks of VF for qualified funds. VF is subject to monthly revision and VC will be revised every six months. The Fund's portfolio may have changed since this date and there is no guarantee that the Fund will continue to have the same VF or VC in the future. Presently, only funds launched in the market for at least 36 months will display their VF and VC.

This document is prepared for information purposes only and is not intended to be an offer or invitation to subscribe or purchase of securities. The information contained herein has been obtained from sources believed in good faith to be reliable; however, no guarantee is given in its accuracy or completeness. Past performances of the Fund is not an indicative of future performance. Prices can go down as well as up and you may not get back the amount you originally invested. A copy of the replacement prospectus dated 30 December 2022 has been registered with the Securities Commission Malaysia, who takes no responsibility for its contents. This replacement prospectus supersedes and replaces the Prospectus dated 23 December 2021. Investors are advised to read the replacement prospectus and Product Highlight Sheet before making any investment decision. The replacement prospectus and Product Highlight Sheet are available at offices of Areca Capital Sdn Bhd or its authorised distributors and investors have the right to request for a copy of the replacement prospectus and Product Highlight Sheet. Investors should also consider the fees and charges involved. The Fund may not be suitable for all and if in doubt, investors should consult a professional adviser. Where a unit split/distribution is declared, investors are advised that following the issue of additional units/distribution, the NAV per unit will be reduced from pre-unit split NAV/cum-distribution NAV to post-unit split NAV/ex-distribution NAV; and where a unit split is declared, investors should be highlighted of the fact that the value of their investment in Malaysian ringgit will remain unchanged after the distribution of the additional units.

The Manager wishes to highlight the specific risks of the Fund are interest rate risk, credit / default risk, liquidity risk and issuer risk. These risks and other general risks are elaborated in the Replacement Prospectus.

This Fund Factsheet is prepared for information purposes only. It does not have regard to the specific investment objectives, financial situation and the particular needs of any specific person who may receive it. Past performance is not necessarily a guide to future performance. Returns may vary from year to year.

This Fund Factsheet has not been reviewed by the SC.