

FUND DETAILS
Type of Fund/Category

Growth / (Islamic Fixed Income)

Launch Date

15 March 2023

Launch Price

RM0.5000

Benchmark

Maybank's Islamic 6-month fixed deposit rate

Fund Size (RM)

RM5.94 million

Units in Circulation

10.94 million

Management Fee

Up to 1.00% p.a. of NAV

Trustee Fee

Up to 0.05% p.a. of NAV of the Fund, subject to a minimum fee of RM6,000 per annum.

Entry Charge

Up to 3% of the amount invested

Exit Fee

Nil

Switching Fee

Nil

Min Initial Investment

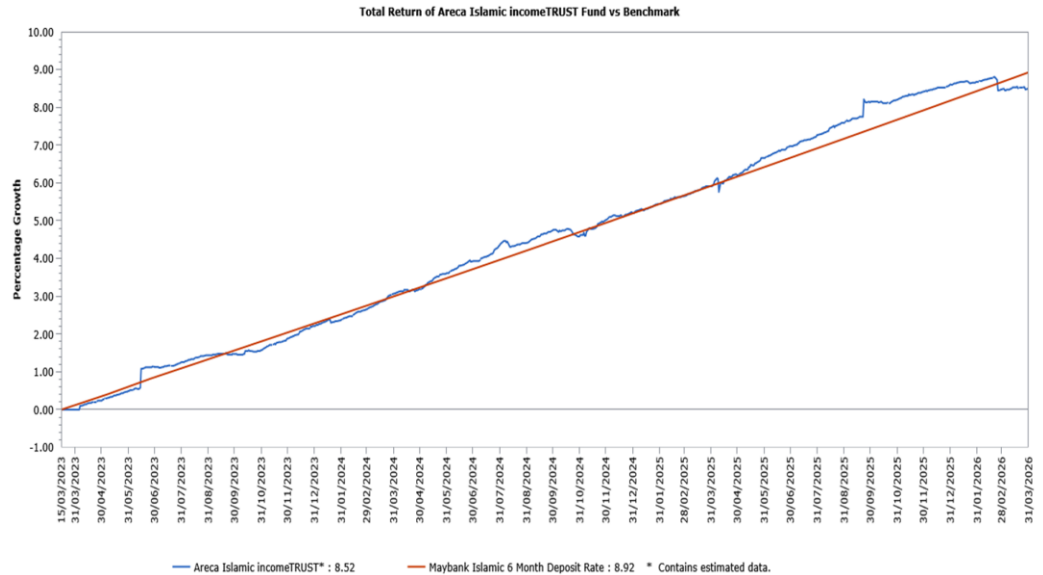
RM10,000 or such other limit as decided by the Manager.

Min Additional Investment

RM1,000 or such other limit as decided by the Manager.

FUND OBJECTIVE

To provide investors with Short to Medium-Term capital preservation# and a regular income (income could be in the form of Units or cash).

#The Fund is not a capital guaranteed fund.
FUND'S PERFORMANCE COMPARED TO BENCHMARK

CUMULATIVE PERFORMANCE (%)

Return	YTD	1mth	3mth	6mth	1yr	3yr	5yr	10yr	Since Launch
AIITF	-0.07	0.04	-0.07	0.35	2.47	8.52	-	-	8.52
Benchmark	0.69	0.24	0.69	1.40	2.84	8.79	-	-	8.92

YEARLY PERFORMANCE (%)

Return	2025	2024	2023
AIITF	3.23	2.94	2.20
Benchmark	2.84	2.84	2.28

ANNUALISED PERFORMANCE (%)

Return	1 Year	3 Year	Since Launch
AIITF	2.47	2.76	2.72
Benchmark	2.84	2.85	2.85

Source: Lipper. Past performance is not indicative of future performance. Investment involves risks and investor should conduct their own assessment before investing and seek professional advice, where necessary.

This document is prepared for information purposes only and is not intended to be an offer or invitation to subscribe or purchase of securities. The information contained herein has been obtained from sources believed in good faith to be reliable; however, no guarantee is given in its accuracy or completeness. Past performances of the Fund is not an indicative of future performance. Prices can go down as well as up and you may not get back the amount you originally invested. A copy of the Prospectus dated 15 March 2023 has been registered with the Securities Commission Malaysia, who takes no responsibility for its contents. Investors are advised to read the Prospectus and Product Highlight Sheet before making any investment decision. The Prospectus and Product Highlight Sheet are available at offices of Areca Capital Sdn Bhd or its authorised distributors and investors have the right to request for a copy of the Prospectus and Product Highlight Sheet. Investors should also consider the fees and charges involved. The Fund may not be suitable for all and if in doubt, investors should consult a professional adviser. Where a unit split/distribution is declared, investors are advised that following the issue of additional units/distribution, the NAV per unit will be reduced from pre-unit split NAV/cum-distribution NAV to post-unit split NAV/ex-distribution NAV; and where a unit split is declared, investors should be highlighted of the fact that the value of their investment in Malaysian ringgit will remain unchanged after the distribution of the additional units.

The Manager wishes to highlight the specific risks of the Fund are interest rate risk, credit / default risk, liquidity risk and issuer risk. These risks and other general risks are elaborated in the Prospectus.

This Fund Factsheet is prepared for information purposes only. It does not have regard to the specific investment objectives, financial situation and the particular needs of any specific person who may receive it. Past performance is not necessarily a guide to future performance. Returns may vary from year to year.

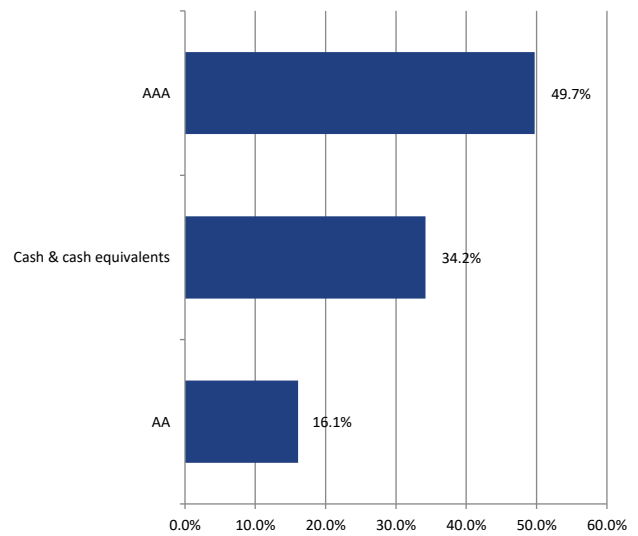
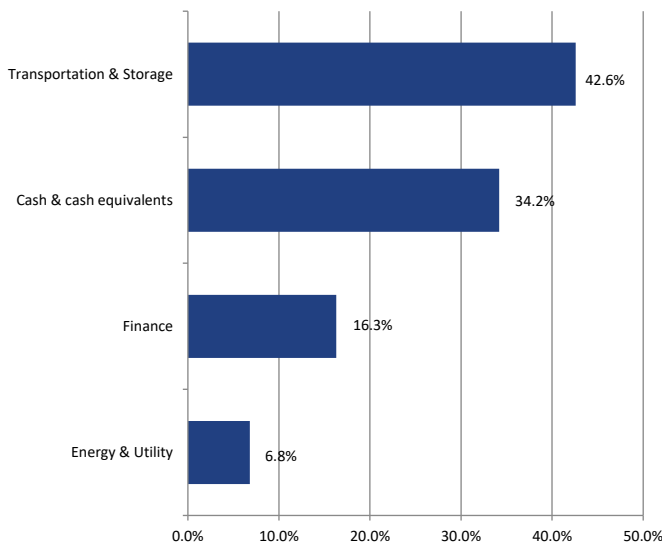
This Fund Factsheet has not been reviewed by the SC.

DISTRIBUTION HISTORY (YEARLY)

Year	Net Distribution (sen per unit)	Unit Splits
-	-	-

TOP 5 HOLDINGS (% OF NAV)

	(%)
1) ALR IMTN	17.9
2) BSN IMTN	16.9
3) Sunway Berhad	16.8
4) Lebuhraya Duke Fasa 3 Sdn Bhd	9.5
5) KAJV IMTN	7.0

ASSET & SECTOR ALLOCATION (% OF NAV)

FUND MANAGER'S REPORT

On February 28, nearly 900 strikes hit key targets across Iran within 12 hours marking the formal onset of the US/Israel–Iran conflict. Iran retaliated by shutting the Strait of Hormuz, which handles about 20% of global oil flows, paralysing shipping and sending Brent crude up 63% this month alone. In March, US Treasury yields (“UST”) rose sharply across the curve. Non-Farm Payroll surprised at +130,000 (vs +65,000 expected), pushing the market to price the next cut in July 2026 however, Fed funds rate held at 3.50%–3.75%. The 10Y Treasury finished at 4.44%, highest level since July 2025, with the 2Y at 3.88% and the 30Y at 4.98% compared to 4.15%, 3.56%, and 4.77% respectively at the start of the month. In the Eurozone, inflation rose from 1.9% to 2.5%, mainly due to rising energy prices, prompting the European Central Bank (ECB) President to signal a potential rate hike next month. This shift in policy expectations, alongside moderating growth, has heightened stagflation concerns.

In Malaysia, macro-outlook remains resilient amid external challenges. In Bank Negara Malaysia (BNM)’s Annual Report released on 31 March, Gross Domestic Product (GDP) growth is projected at 4.0%–5.0% driven by firm domestic demand. Headline inflation stood at 1.6% and core at 2.3. BNM held Overnight Policy Rate (OPR) unchanged at 2.75% at its March meeting, stating the current rate level remains appropriate to support growth while maintaining price stability.

This document is prepared for information purposes only and is not intended to be an offer or invitation to subscribe or purchase of securities. The information contained herein has been obtained from sources believed in good faith to be reliable; however, no guarantee is given in its accuracy or completeness. Past performances of the Fund is not an indicative of future performance. Prices can go down as well as up and you may not get back the amount you originally invested. A copy of the Prospectus dated 15 March 2023 has been registered with the Securities Commission Malaysia, who takes no responsibility for its contents. Investors are advised to read the Prospectus and Product Highlight Sheet before making any investment decision. The Prospectus and Product Highlight Sheet are available at offices of Areca Capital Sdn Bhd or its authorised distributors and investors have the right to request for a copy of the Prospectus and Product Highlight Sheet. Investors should also consider the fees and charges involved. The Fund may not be suitable for all and if in doubt, investors should consult a professional adviser. Where a unit split/distribution is declared, investors are advised that following the issue of additional units/distribution, the NAV per unit will be reduced from pre-unit split NAV/cum-distribution NAV to post-unit split NAV/ex-distribution NAV; and where a unit split is declared, investors should be highlighted of the fact that the value of their investment in Malaysian ringgit will remain unchanged after the distribution of the additional units.

The Manager wishes to highlight the specific risks of the Fund are interest rate risk, credit / default risk, liquidity risk and issuer risk. These risks and other general risks are elaborated in the Prospectus.

This Fund Factsheet is prepared for information purposes only. It does not have regard to the specific investment objectives, financial situation and the particular needs of any specific person who may receive it. Past performance is not necessarily a guide to future performance. Returns may vary from year to year.

This Fund Factsheet has not been reviewed by the SC.